



# IA Budget Update FY 2025 – FY 2028

May 20, 2026



# Overview

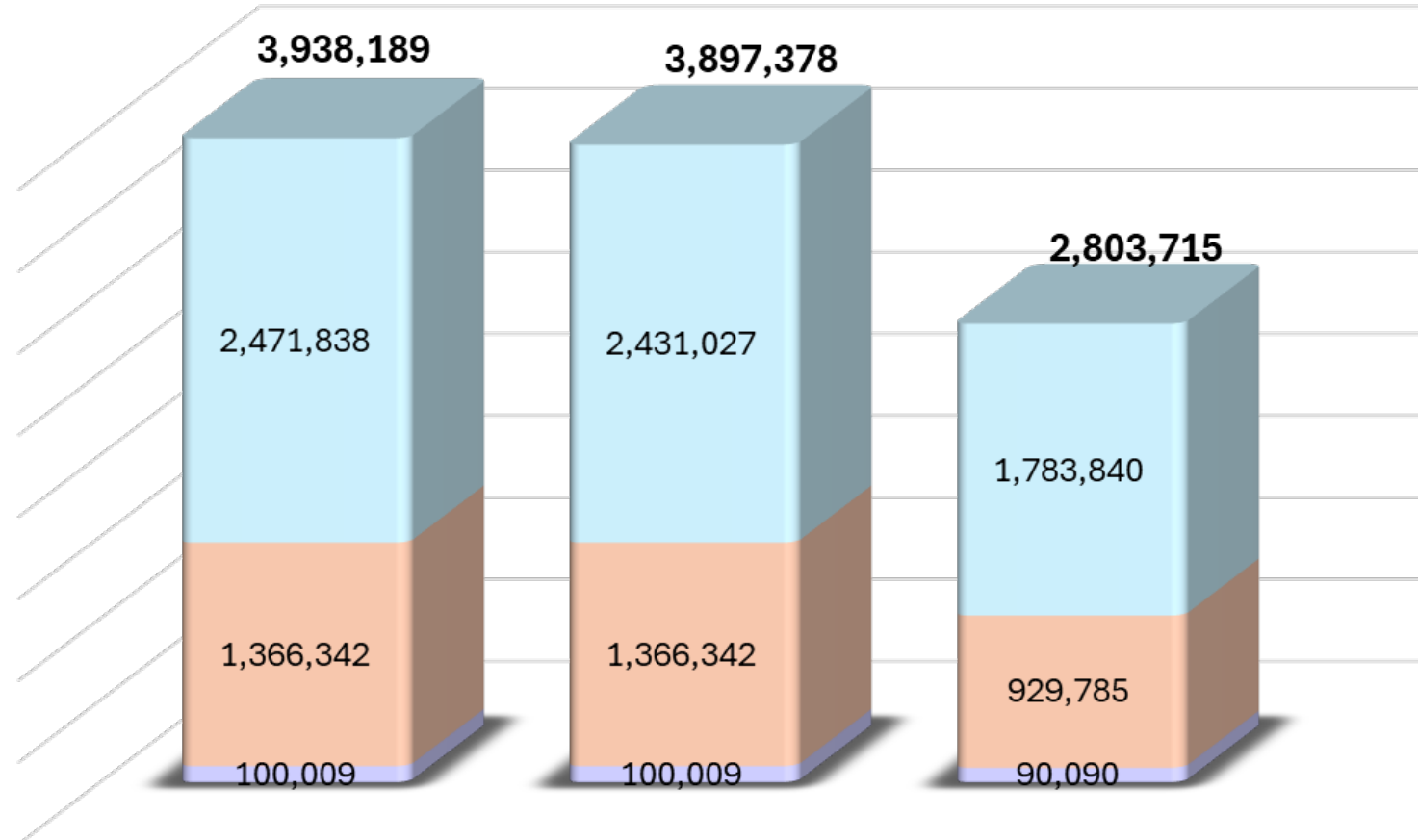
- ❖ **FY25 Status of Funds**
- ❖ **FY26 Enacted Highlights**
- ❖ **FY27 Budget Request**
- ❖ **FY28 Budget Formulation**

# FY 2025 – FY 2027

## Indian Affairs Budget

*Dollars in Thousands*

4,000,000  
3,500,000  
3,000,000  
2,500,000  
2,000,000  
1,500,000  
1,000,000  
500,000  
-

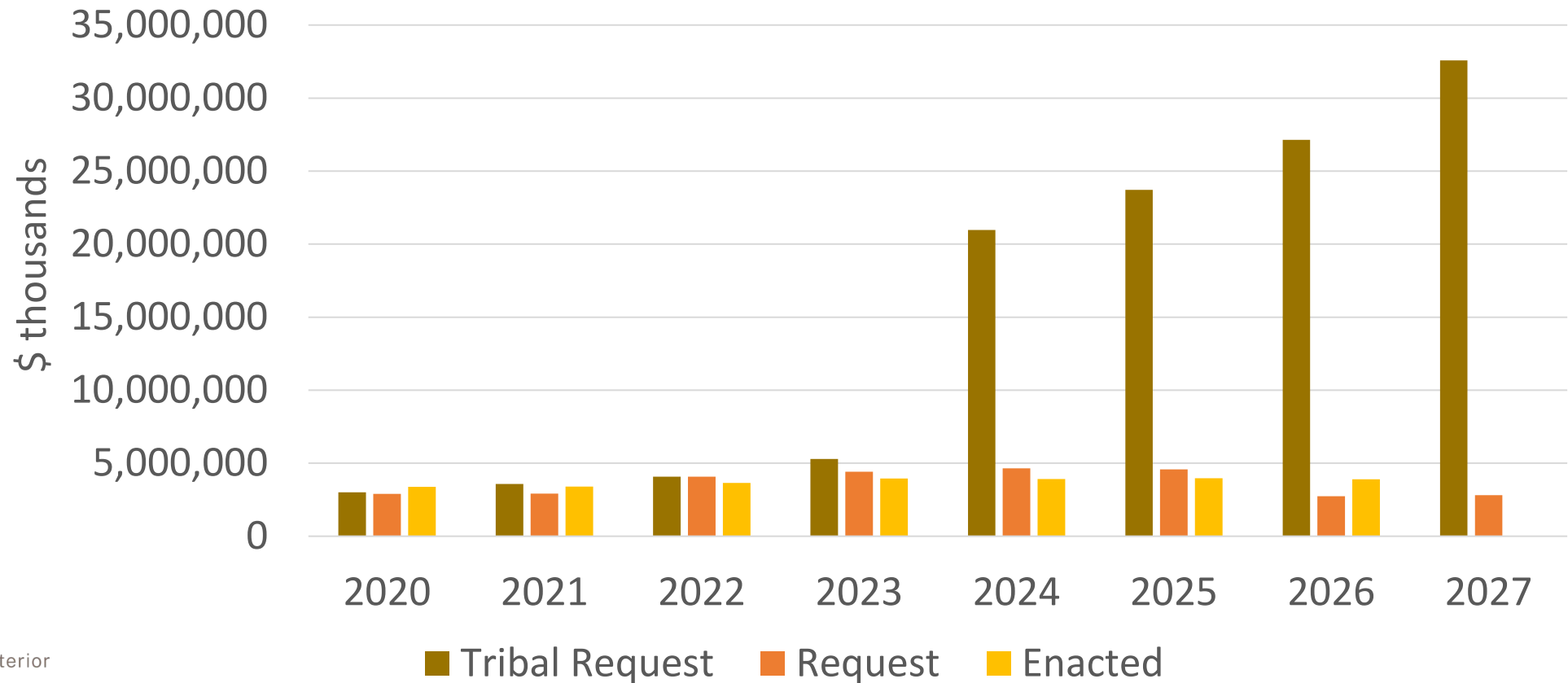


	FY 2025 Actual	FY 2026 Enacted	FY 2027 Request
TOTAL, IA	3,938,189	3,897,378	2,803,715
■ BUREAU OF INDIAN AFFAIRS	2,471,838	2,431,027	1,783,840
■ BUREAU OF INDIAN EDUCATION	1,366,342	1,366,342	929,785
■ BUREAU OF TRUST FUNDS ADMINISTRATION	100,009	100,009	90,090

# Tribal Budget Request vs PB Request vs Enacted



Indian Affairs  
Direct Appropriated Amounts  
Year to Year Comparison



# BIA FY 2025 – FY 2027

ACCOUNT ACTIVITY	FY 2025 Actual		FY 2026 Enacted		FY 2027 Request	
	Amount	FTE	Amount	FTE	Amount	FTE
<b>OPERATION of INDIAN PROGRAMS</b>	<b>1,897,709</b>	<b>2,908</b>	<b>1,933,200</b>	<b>2,931</b>	<b>1,272,857</b>	<b>2,407</b>
TRIBAL GOVERNMENT	401,296	194	398,987	194	270,982	163
HUMAN SERVICES	163,453	95	168,747	95	48,214	67
TRUST - NATURAL RESOURCES MANAGEMENT	320,369	379	327,649	379	96,887	303
TRUST - REAL ESTATE SERVICES	170,008	716	169,887	727	89,827	481
PUBLIC SAFETY & JUSTICE	560,263	773	570,059	785	560,263	773
COMMUNITY & ECONOMIC DEVELOPMENT	30,524	22	32,746	22	9,760	13
EXECUTIVE DIRECTION & ADMINISTRATIVE SERVICES	251,796	729	256,634	729	196,924	607
SPECIAL INITIATIVES (Congressionally Directed Spending)	-	-	8,491	-	-	-
<b>CONTRACT SUPPORT COSTS ACCOUNT</b>	<b>287,958</b>	<b>-</b>	<b>205,418</b>	<b>-</b>	<b>215,926</b>	<b>-</b>
<b>PAYMENTS for TRIBAL LEASES</b>	<b>134,086</b>	<b>-</b>	<b>138,324</b>	<b>-</b>	<b>147,563</b>	<b>-</b>
<b>CONSTRUCTION</b>	<b>133,780</b>	<b>59</b>	<b>135,780</b>	<b>59</b>	<b>88,097</b>	<b>34</b>
PUBLIC SAFETY & JUSTICE CONSTRUCTION	45,791	-	47,791	-	45,871	-
RESOURCES MANAGEMENT CONSTRUCTION	65,694	35	65,694	35	34,651	27
OTHER PROGRAM CONSTRUCTION	22,295	24	22,295	24	7,575	7
<b>INDIAN LAND &amp; WATER CLAIM SETTLEMENTS &amp; MISCELLANEOUS PAYMENTS TO INDIANS</b>	<b>976</b>	<b>-</b>	<b>976</b>	<b>-</b>	<b>58,897</b>	<b>-</b>
<b>INDIAN GUARANTEED LOAN PROGRAM</b>	<b>13,329</b>	<b>11</b>	<b>13,329</b>	<b>11</b>	<b>500</b>	<b>2</b>
<b>INDIAN LAND CONSOLIDATION</b>	<b>4,000</b>	<b>13</b>	<b>4,000</b>	<b>13</b>	<b>-</b>	<b>-</b>
<b>TOTAL, BUREAU OF INDIAN AFFAIRS CURRENT</b>	<b>2,471,838</b>	<b>2,991</b>	<b>2,431,027</b>	<b>3,014</b>	<b>1,783,840</b>	<b>2,443</b>

# BIE FY 2025 – FY 2027

<b>2027 President's Budget</b> Bureau of Indian Education <i>(Dollars in Thousands)</i>								
	2025 Actual		2026 Enacted		2027 Request		Change from 2026 Enacted	
Budget Authority	Budget Authority	FTE	Budget Authority	FTE	Budget Authority	FTE	Budget Authority	FTE
Current <sup>1</sup>	1,366,342	2,653	1,366,342	2,653	929,785	2,569	-436,557	-84
Permanent	6,306	17	3,949	17	3,600	17	-349	-
<b>Subtotal, Budget Authority w/o Supplementals</b>	<b>1,372,648</b>	<b>2,670</b>	<b>1,370,291</b>	<b>2,670</b>	<b>933,385</b>	<b>2,586</b>	<b>-436,906</b>	<b>-84</b>
<i>Supplemental - American Relief Act (P.L. 118-158)</i>	153,000	-	-	-	-	-	-	-
<i>Supplemental - American Rescue Plan (P.L. 117-2)</i>	-	6	-	6	-	-	-	-6
<b>Total, Budget Authority w/ Supplementals<sup>2</sup></b>	<b>1,525,648</b>	<b>2,676</b>	<b>1,370,291</b>	<b>2,676</b>	<b>933,385</b>	<b>2,586</b>	<b>-436,906</b>	<b>-90</b>

# BTFA FY 2025 – FY 2027

<b>2027 President's Budget</b> Bureau of Trust Fund Administration <i>(Dollars in Thousands)</i>				
	<b>2025 Actual</b>	<b>2026 Enacted</b>	<b>2027 Request</b>	<b>Change from 2026 Enacted</b>
<b>Budget Authority</b>	<b>Budget Authority</b>	<b>Budget Authority</b>	<b>Budget Authority</b>	<b>Budget Authority</b>
Current	100,009	100,009	90,090	-9,919
Permanent	279,007	272,000	281,000	+9,000
<b>Total , Budget Authority</b>	<b>379,016</b>	<b>372,009</b>	<b>371,090</b>	<b>-919</b>
<b>FTE</b>	<b>403</b>	<b>403</b>	<b>335</b>	<b>-68</b>

# FY 2025 Status of Funds



## ➤ BIA

- *94% of funds expiring on September 30th are obligated/expensed; 100% of funds expiring are projected to be utilized by September 30th.*

## ➤ BIE

- *School Year 2025-2026 ends on June 30<sup>th</sup>.*
- *86% of funds expiring on September 30th are obligated; 100% of funds expiring are projected to be utilized by June 30<sup>th</sup>.*
- *Schools will receive School Year 2026-2027 funds before July 1<sup>st</sup>.*

# FY 2026 Highlights - BIA

- *BIA - Overall, the 2026 enacted budget supports Indian Affairs at the 2024 spendings levels.*
  - *Provides **\$2.4 billion**, \$775.8 million above the 2026 Budget request and \$5.6 million below the 2025 level.*
  - *Water Settlements are funded at the FY 2025 level (\$976K) which means only \$79K of the requested \$58.0 million for the Hualapai Tribe Water Right Settlement (Settlement) is funded.*
    - *This is a \$312.0 million Settlement, plus indexing, which has an enforcement date of April 15, 2029.*
    - *To date, BIA has only funded \$158K of this settlement.*
  - ***Public Safety and Justice** programs are funded at **\$570.1 million**, \$9.8 million above the 2025 level.*
  - ***Missing and Murdered Indigenous Women Initiative** is funded at **\$18.5 million**, \$2.0 million above the 2025 level.*
  - ***Tribal Community Resilience** is funded at **\$34.3 million**.*
  - ***\$3.5 million** is for Tribes that have not been able to receive BIA social services activities.*
  - ***\$2.2 million** is provided for a **Native American Technology and Manufacturing Grant Pilot Program** under the Indian Business Incubator Program.*
  - *Funding of **\$7.0 million** and report language on the **Office of Navajo Hopi Indian Relocation (ONHIR)** was placed in the Office of the Secretary.*
  - *Includes Congressionally Directed Spending projects totaling \$8.5 million.*

# FY 2026 - FY 2027 Highlights, BIE and BTFA

## ➤ BIE

- **FY 2026 enacted bill provides \$1.4 billion**, \$452.2 million above the 2026 Budget request and equal to the 2025 level. This supports **40,000 students in 23 states, with 169 elementary and secondary schools, along with 14 dormitories.**
  - 2/3 of BIE budget goes directly to Tribal education programs.
  - 2026 Budget enactment makes **forward funding for schools available on June 1**, this provision expedites payments to Tribal educational programs.
  - Directs BIE/AS-IA to evaluate the benefits and implications of transferring governance authority of Haskell Indian Nations University to its Tribally elected Board of Regents.
- **2027 Budget Request provides \$929.8 million for BIE.**
  - Includes **\$35.4 million in Education Construction** to address safety and functionality of facilities at campuses across the BIE school system.
  - Includes **\$93.5 million to fully fund Tribal Grant Support Costs** for Tribes that operate BIE funded schools.

## ➤ BTFA

- **FY 2026 enacted bill provides \$100.0 million**, equal to both the 2026 Budget request and 2025 level.
- **2027 Budget Request provides \$90.1 million**, \$10.0 million below 2026 Enacted.

# FY 2027 Indian Affairs Priorities



*The FY 2027 budget supports continuing core efforts to advance self-governance and self-determination, foster stronger economies and self-sufficiency, and support safe Indian communities through a wide range of activities.*

# FY 2027 Bureau of Indian Affairs (BIA)

## CURRENT APPROPRIATIONS ACCOUNT SUMMARY

(dollar amounts in thousands)

	FY 2025 Actual		FY 2026 Enacted		FY 2027 Request	
	Amount	FTE	Amount	FTE	Amount	FTE
Operation of Indian Programs	1,897,709	2,908	1,933,200	2,931	1,272,857	2,407
Contract Support Costs	287,958	-	205,418	-	215,926	-
Payments for Tribal Leases	134,086	-	138,324	-	147,563	-
Construction	133,780	59	135,780	59	88,097	34
Indian Land and Water Claim Settlements and Miscellaneous Payments to Indians	976	-	976	-	58,897	-
Indian Guaranteed Loan Program Account	13,329	11	13,329	11	500	2
Indian Land Consolidation	4,000	13	4,000	13	-	-
<b>Total, Bureau of Indian Affairs Current</b>	<b>2,471,838</b>	<b>2,991</b>	<b>2,431,027</b>	<b>3,014</b>	<b>1,783,840</b>	<b>2,443</b>

# Tribal Government – *Promote Tribal Self Determination*

ACTIVITY Sub Activity	2025 Actual	2026 Enacted	2027 Request
TRIBAL GOVERNMENT	401,296	398,987	270,982
Aid to Tribal Government (TPA)	26,928	28,923	31,022
Consolidated Tribal Gov't Program (TPA)	85,489	83,415	52,340
Self Governance Compacts (TPA)	232,238	230,008	146,133
New Tribes (TPA)	-	-	5,000
Small Tribes Supplement (TPA)	7,002	7,002	-
Road Maintenance (TPA)	39,190	39,190	27,206
Tribal Government Program Oversight	10,449	10,449	9,281

- **Aid to Tribal Government (TPA)** - Includes \$11.0 million for Tribally operated or affiliated **radio stations** in Indian Country. Supports operations, equipment, and technical support for radio stations that provide public service communications including communications in the event of natural disasters or other emergencies.
- **New Tribes (TPA)** - Includes \$5.0 million to support the **Lumbee Tribe** of North Carolina after the Tribe recently received Federal recognition.
- **Road Maintenance (TPA)** - Supports **routine, preventive, and safety inspections on roads and bridges**, especially on critical roads providing access to health care, schools, and goods and services.
- **Tribal Government Program Oversight** - Supports costs for Awarding Officials to ensure Pub.L. 638 contracts are issued, properly accounted for, and meet Federal reporting requirements.

# Human Services

ACTIVITY Sub Activity	2025 Actual	2026 Enacted	2027 Request
HUMAN SERVICES	163,453	168,747	48,214
Social Services (TPA)	52,989	56,454	34,275
Welfare Assistance (TPA)	78,494	78,494	-
Indian Child Welfare Act (TPA)	16,575	16,903	10,872
Housing Program (TPA)	11,939	13,439	-
Human Services Tribal Design (TPA)	217	218	-
Human Services Program Oversight	3,239	3,239	3,067

- **Social Services (TPA)** - Support **Tribal Social Services programs** at sites across the nation.
- **Indian Child Welfare Act (TPA)** - Provides services as authorized under the Indian Child Welfare Act of 1978 including **prevention of family separation, family reunification, intervention in child custody proceedings, and foster and adoption placement.**
- **Human Services Program Oversight** - Conducts oversight, monitoring, distribution of program funds, management of information technology and data systems, and other **management functions at Central Office.** Perform **administrative activities at Regional Offices** associated with these programs, award and monitor contracts, manage Performance Reporting, develop and monitor budgets, and other functions.

# Trust – Natural Resources

## Manage Trust Resources, Lands and Energy Development

ACTIVITY Sub Activity	2025 Actual	2026 Enacted	2027 Request
<b>TRUST - NATURAL RESOURCES MANAGEMENT</b>	<b>320,369</b>	<b>327,649</b>	<b>96,887</b>
Natural Resources (TPA)	12,985	13,985	4,595
Irrigation Operations & Maintenance	15,269	15,269	9,016
Rights Protection Implementation	49,200	51,000	7,584
Tribal Management/Development Program	18,544	19,044	-
Endangered Species	5,993	5,993	-
Tribal Climate Resilience	26,291	34,291	-
Integrated Resource Info Program	2,954	2,954	2,761
Agriculture & Range	40,938	41,438	13,914
Forestry	65,385	62,887	25,131
Water Resources	17,991	18,005	2,699
Fish, Wildlife & Parks	23,752	23,751	2,092
Energy & Minerals	32,849	30,814	19,975
Resource Management Program Oversight	8,218	8,218	9,120

- **Integrated Resource Info Program** - Provides **Geographic Information Services (GIS) software, training, technical support including geospatial database management, and programming and project support. Required for land status title mapping and sound management of natural resources belonging to individual Indians and held in trust or restricted status for Indian Tribes. Provides support for three main program areas: Geospatial Helpdesk Extended Technical Support and Services, GIS Software and Resources, and Geospatial Training.**
- **Agriculture & Range** - Support of co-stewardship, conservation, multiple use and sustained-yield management on over 46 million acres of trust Indian land dedicated to **crop and livestock agriculture.**

- **Natural Resources (TPA)** – Support Indian trust responsibilities through improved management, protection, and development of **Indian land and natural resource assets.**
- **Irrigation Operations & Maintenance** – Supports operation, maintenance, and rehabilitation of **irrigation infrastructures** in accordance with accepted industry standards.

# Trust – Natural Resources

## Manage Trust Resources, Lands and Energy Development

ACTIVITY Sub Activity	2025 Actual	2026 Enacted	2027 Request
TRUST - NATURAL RESOURCES MANAGEMENT	320,369	327,649	96,887
Natural Resources (TPA)	12,985	13,985	4,595
Irrigation Operations & Maintenance	15,269	15,269	9,016
Rights Protection Implementation	49,200	51,000	7,584
Tribal Management/Development Program	18,544	19,044	-
Endangered Species	5,993	5,993	-
Tribal Climate Resilience	26,291	34,291	-
Integrated Resource Info Program	2,954	2,954	2,761
Agriculture & Range	40,938	41,438	13,914
Forestry	65,385	62,887	25,131
Water Resources	17,991	18,005	2,699
Fish, Wildlife & Parks	23,752	23,751	2,092
Energy & Minerals	32,849	30,814	19,975
Resource Management Program Oversight	8,218	8,218	9,120

- **Forestry** - Supports the development, maintenance, and enhancement of forest resources in accordance with sustained yield principles included in **forest management plans**. There are 19.2 million acres of Indian forest lands managed by 300 Tribes.

- **Energy and Minerals** - Committed to the Indian Energy Service Center, which coordinates Indian **energy development** activities across Interior's bureaus. Facilitates communication and coordination to enhance BIA's ability to process leases, the Bureau of Land Management's responsibility for Applications for Permit to Drill approval and monitoring, and the Office of Natural Resources Revenue's responsibilities for revenue accounting.
- **Resource Management Oversight** - Includes an internal transfer of \$1.5 million from the Office of Secretary. Ensures that any remaining functions or responsibilities of **ONHIR** authorized by the Navajo-Hopi Land Settlement Act of 1974 that the Secretary has assumed are fully completed and it also allows BIA to carry out any necessary actions to close out these responsibilities. New ONHIR related appropriations language proposed in Operation of Indian Programs language and in General Provisions.

# Trust – Real Estate Services

## Manage Trust Resources, Lands and Energy Development

ACTIVITY Sub Activity	2025 Actual	2026 Enacted	2027 Request
TRUST - REAL ESTATE SERVICES	170,008	169,887	89,827
Trust Services (TPA)	10,322	10,219	4,156
Navajo-Hopi Settlement Program	1,303	1,303	1,223
Probate (TPA)	14,140	17,140	8,124
Office of Hearings & Appeals	7,096	7,096	6,938
Land Title & Records Offices	16,425	16,425	8,577
Land Acquisitions	2,000	2,000	-
Real Estate Services	41,588	40,998	23,287
Land Records Improvement	6,667	6,667	2,521
Environmental Quality	32,548	32,048	11,916
Alaskan Native Programs (TPA)	1,521	1,521	645
Rights Protection	17,616	17,584	2,562
Trust - Real Estate Services Oversight	18,782	16,886	19,878

- **Trust Services (TPA)** – Supports **overall management responsibility for real estate services, probate, environmental and cultural resource compliance, and rights protection programs at BIA Regions and Agency and Tribal levels.**

- **Probate** - Funds staff and tools to administer probate services to American Indian and Alaska Native beneficiaries.
- **Office of Hearings & Appeals** – Funds the Office of Hearings and Appeals Probate Hearings Division to provide independent **adjudication services** to BIA’s probate program.
- **Land Title & Records Offices** - Supports the office of record for land title documents and **provide technical assistance.**
- **Real Estate Services** - Improves ownership information and administer and manage all land held in trust and restricted status for the benefit of individual Indians and Tribes. Provides technical advice and assistance to Indian landowners on issues related to cadastral surveys and processed transactions that reflect accurate land ownership information for Tribes and individual Indian beneficiaries.

# Trust – Real Estate Services

## Manage Trust Resources, Lands and Energy Development

ACTIVITY Sub Activity	2025 Actual	2026 Enacted	2027 Request
TRUST - REAL ESTATE SERVICES	170,008	169,887	89,827
Trust Services (TPA)	10,322	10,219	4,156
Navajo-Hopi Settlement Program	1,303	1,303	1,223
Probate (TPA)	14,140	17,140	8,124
Office of Hearings & Appeals	7,096	7,096	6,938
Land Title & Records Offices	16,425	16,425	8,577
Land Acquisitions	2,000	2,000	-
Real Estate Services	41,588	40,998	23,287
Land Records Improvement	6,667	6,667	2,521
Environmental Quality	32,548	32,048	11,916
Alaskan Native Programs (TPA)	1,521	1,521	645
Rights Protection	17,616	17,584	2,562
Trust - Real Estate Services Oversight	18,782	16,886	19,878

- **Land Records Improvement** - Supports trust digital document management and data improvement projects through continued support to **TAAMS**.
- **Environmental Quality** - Protection, restoration, and preservation of environmental and cultural resources of AI/AN. Supports **environmental compliance monitoring** of IA activities with applicable environmental regulations and standards and identifying hazardous contaminated sites for remedial cleanup actions.
- **Rights Protection** - Support to Tribes involved in negotiating or litigating their water, hunting, fishing, gathering rights.
- **Trust – Real Estate Services Oversight** - Indian Affairs proposes to **modernize probate** processes and reduce the current decades old backlog, which will unlock Indian lands for economic development. Funding will support surge operations and performance-driven incentive programs. This funding aligns with the Department’s broader modernization agenda and will be co-developed with Tribal partners to ensure cultural, legal, and operational relevance.

# Public Safety and Justice – *Protect Indian Country*

ACTIVITY Sub Activity Program Element	2025 Actual	2026 Enacted	2027 Request
<b>PUBLIC SAFETY &amp; JUSTICE</b>	560,263	570,059	560,263
<b>Law Enforcement</b>	513,499	519,345	513,499
Criminal Investigations & Police Services	275,306	284,152	286,356
Detention/Corrections	142,379	136,879	142,379
Inspections/Internal Affairs	3,751	3,751	3,751
Law Enforcement Special Initiatives	25,094	27,094	14,044
Indian Police Academy	5,163	5,663	5,163
Tribal Justice Support	34,836	34,836	34,836
Law Enforcement Program Management	7,391	7,391	7,391
Facilities Operations & Maintenance	19,579	19,579	19,579
Tribal Courts (TPA)	45,309	49,101	45,309
Fire Protection (TPA)	1,455	1,613	1,455

- **Criminal Investigations & Police Services** - Proposes to move all MMU operational funding currently in the Law Enforcement Special Initiatives program, \$11,050,000 and 26 FTE, into the Criminal Investigations and Police Services budget line to enhance program management and accountability of these funds. This transfer will consolidate all of IA's MMU operational funding under a single budget line. Funding for MMU training at the Advanced Training Center represents a different purpose and will remain under Law Enforcement Special Initiatives.

- **Detentions and Corrections** - Supports the **operational needs of Indian Country detention and corrections programs** encountering growing personnel, equipment, and technology costs. Detention and corrections programs support safe and secure confinement of offenders sentenced by hundreds of Tribal courts and other courts throughout Indian country each year.
- **Inspections/Internal Affairs** – Mandatory program to investigate misconduct of officers. Process and complete investigations.
- **Law Enforcement Special Initiatives** – Supports special initiatives including MMU training, the Victim/Witness Assistance Program, and the Land Mobile Radio initiative.
- **Indian Police Academy** – Supports training for officers in Indian Country.
- **Tribal Justice Support** – Provides technical assistance to Tribal courts and Courts of Indian Offenses, ensuring compliance with VAWA, performing court assessments, and supporting Healing to Wellness courts.
- **Law Enforcement Program Management** – Supports the Office of Justice Services' national leadership team and support services to manage the activity effectively for Tribes.
- **Facilities Operations & Maintenance** – Provides services and products required to keep law enforcement facilities, such as detention centers, open.

# Public Safety and Justice – *Protect Indian Country*

ACTIVITY Sub Activity Program Element	2025 Actual	2026 Enacted	2027 Request
<b>PUBLIC SAFETY &amp; JUSTICE</b>	560,263	570,059	560,263
<b>Law Enforcement</b>	513,499	519,345	513,499
Criminal Investigations & Police Services	275,306	284,152	286,356
Detention/Corrections	142,379	136,879	142,379
Inspections/Internal Affairs	3,751	3,751	3,751
Law Enforcement Special Initiatives	25,094	27,094	14,044
Indian Police Academy	5,163	5,663	5,163
Tribal Justice Support	34,836	34,836	34,836
Law Enforcement Program Management	7,391	7,391	7,391
Facilities Operations & Maintenance	19,579	19,579	19,579
Tribal Courts (TPA)	45,309	49,101	45,309
Fire Protection (TPA)	1,455	1,613	1,455

- **Tribal Courts (TPA)** - Supports Tribal courts primarily through Pub.L. 93-638 contracts and self-governance compacts. Support courts throughout Indian Country to process caseloads and address filings of criminal cases, tort claims, Tribal probate claims, and family law issues.
- **Fire Protection (TPA)** - Covers expenses which may include Tribal fire staff, training volunteer firefighters, repairing existing firefighting equipment, and purchasing additional equipment. Funding will also be used to purchase smoke detectors, fire extinguishers, and emergency lights to ensure the fire safety of Tribal buildings

# Community and Economic Development, Executive Direction

ACTIVITY	2025 Actual	2026 Enacted	2027 Request
COMMUNITY & ECONOMIC DEVELOPMENT	30,524	32,746	9,760

- *Supports the management and oversight of **economic development programs**. Funding is primarily focused on the Job Placement and Training program which aims to assist eligible applicants in obtaining job skills and in finding and retaining a job, thereby leading to self-sufficiency.*

ACTIVITY	2025 Actual	2026 Enacted	2027 Request
EXECUTIVE DIRECTION & ADMINISTRATIVE SERVICES	251,796	256,634	196,924

- *Supports the management and **administrative oversight of Indian Affairs programs**. Funded offices include:*
  - *Office of Federal Acknowledgement*
  - *Office of Self-Governance (OSG)*
  - *Office of Facilities, Property, and Safety Management*
  - *Office of Congressional and Legislative Affairs*

# Contract Support Costs, Payments for Tribal Leases

ACCOUNT ACTIVITY	2025 Actual	2026 Enacted	2027 Request
<b>CONTRACT SUPPORT COSTS ACCOUNT</b>	287,958	205,418	215,926
CONTRACT SUPPORT	282,958	200,418	210,926
INDIAN SELF-DETERMINATION FUND	5,000	5,000	5,000

- *Fully funds 2027 Contract Support Costs for program areas including public safety and justice, real estate services, and human services, thus strengthening Tribal Communities across Indian Country and **enabling Tribes to assume responsibility for operating Federal programs by covering the costs to administer the program.***

ACCOUNT	2025 Actual	2026 Enacted	2027 Request
<b>PAYMENTS for TRIBAL LEASES</b>	134,086	138,324	147,563

- ***Supports additional leases** in areas including law enforcement, education, Tribal Administration/mixed use, economic development, and real estate. These payments are a statutory requirement.*

# Construction

<b>ACCOUNT ACTIVITY</b>	2025 Actual	2026 Enacted	2027 Request
<b>CONSTRUCTION</b>	133,780	135,780	88,097
PUBLIC SAFETY & JUSTICE CONSTRUCTION	45,791	47,791	45,871
RESOURCES MANAGEMENT CONSTRUCTION	65,694	65,694	34,651
OTHER PROGRAM CONSTRUCTION	22,295	22,295	7,575

- **Public Safety & Justice Construction** – Facilities/New Construction and Facilities Improvement and Repair of Public Safety and Justice facilities, including Employee Housing.
- **Resources Management Construction** – Includes Irrigation and Dam Projects.
- **Other Program Construction** – Telecommunications Improvement and Repair, Facilities/Quarters Improvement and Repair of administrative buildings, Construction Program Management.

# Settlements, Loans, and Land Consolidation

ACCOUNT ACTIVITY	2025 Actual	2026 Enacted	2027 Request
<b>INDIAN LAND CONSOLIDATION</b>	4,000	4,000	
<b>INDIAN LAND &amp; WATER CLAIM SETTLEMENTS &amp; MISCELLANEOUS PAYMENTS TO INDIANS</b>	976	976	58,897
<b>INDIAN GUARANTEED LOAN PROGRAM</b>	13,329	13,329	500
SUBSIDIES	11,204	11,204	
PROGRAM MANAGEMENT	2,125	2,125	500

- **Settlements** - \$58.0 million for Federal payment authorized in the ***Hualapai Tribe Water Rights Settlement Act of 2022 (Pub.L. 117-349)***.
  - *The Hualapai Tribe Water Rights Settlement Act of 2022 (Act) settles the Tribe’s water rights claims in Arizona.*
  - *The Act authorized funding of \$312 million plus indexing that the Tribe can use to develop water infrastructure on its Reservation.*
  - *The Settlement has an enforcement date of April 15, 2029.*
- **Loans** - *Continues to manage past loan guarantees or insurance, coordinate with financial institutions, and conduct any contractually required activities.*

# FY 2027 Budget in Brief and Greenbook

## ➤ *FY 2027 Budget in Brief*

- <https://www.doi.gov/budget/appropriations/2027/highlights>

## ➤ *FY 2027 Budget Justifications*

- <https://www.doi.gov/budget/appropriations/2027> (Interior Greenbooks)
- <https://www.bia.gov/as-ia/obpm/greenbook> (Indian Affairs Greenbooks)

# FY 2028 Budget Formulation



## ➤ Tribes

- ✓ Submitted the Tribal Priority Ranking Tool in 2025 for the 2027-2028 budget formulation years.
- ❑ Review Tribal Priority Ranking and discuss 2028 priorities at TIBC.
- ❑ Tribal Budget Request.

## ➤ Regional Offices and Agencies

- ✓ Facilitated two budget formulation working group sessions and submitted consolidated tribal priority rankings in 2025.
- ✓ Identified regional office budget priorities.

## ➤ Central Office

- ❑ Departmental budget proposals due June 12, 2026.
- ❑ OMB Budget Submit due Sept 7, 2026.
- ❑ OMB Passback late Nov/early Dec 2026.
- ❑ President's Budget Request (Greenbook) February 1, 2027.



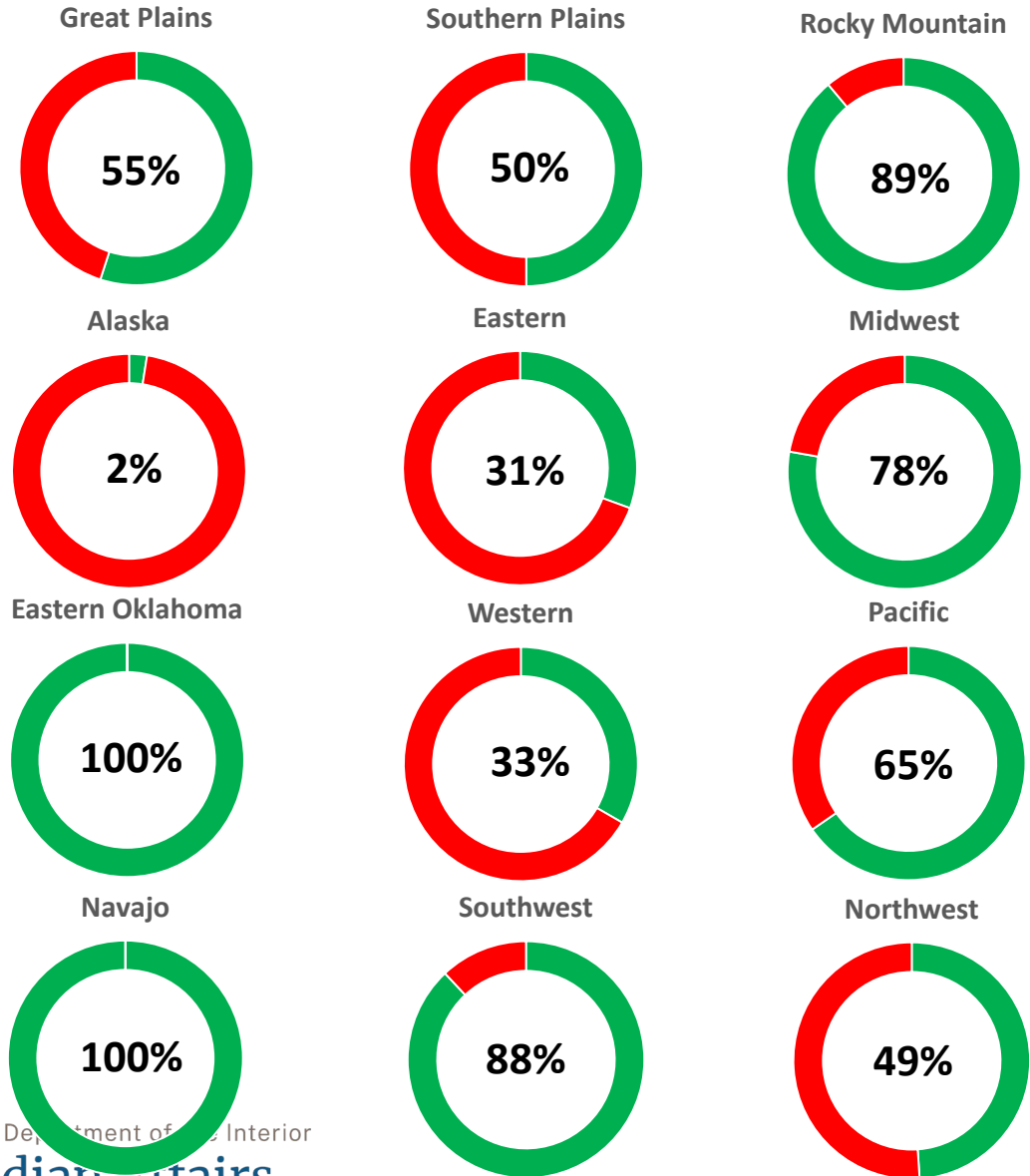
# 2027-2028 Tribal Priority Program Ranking Results



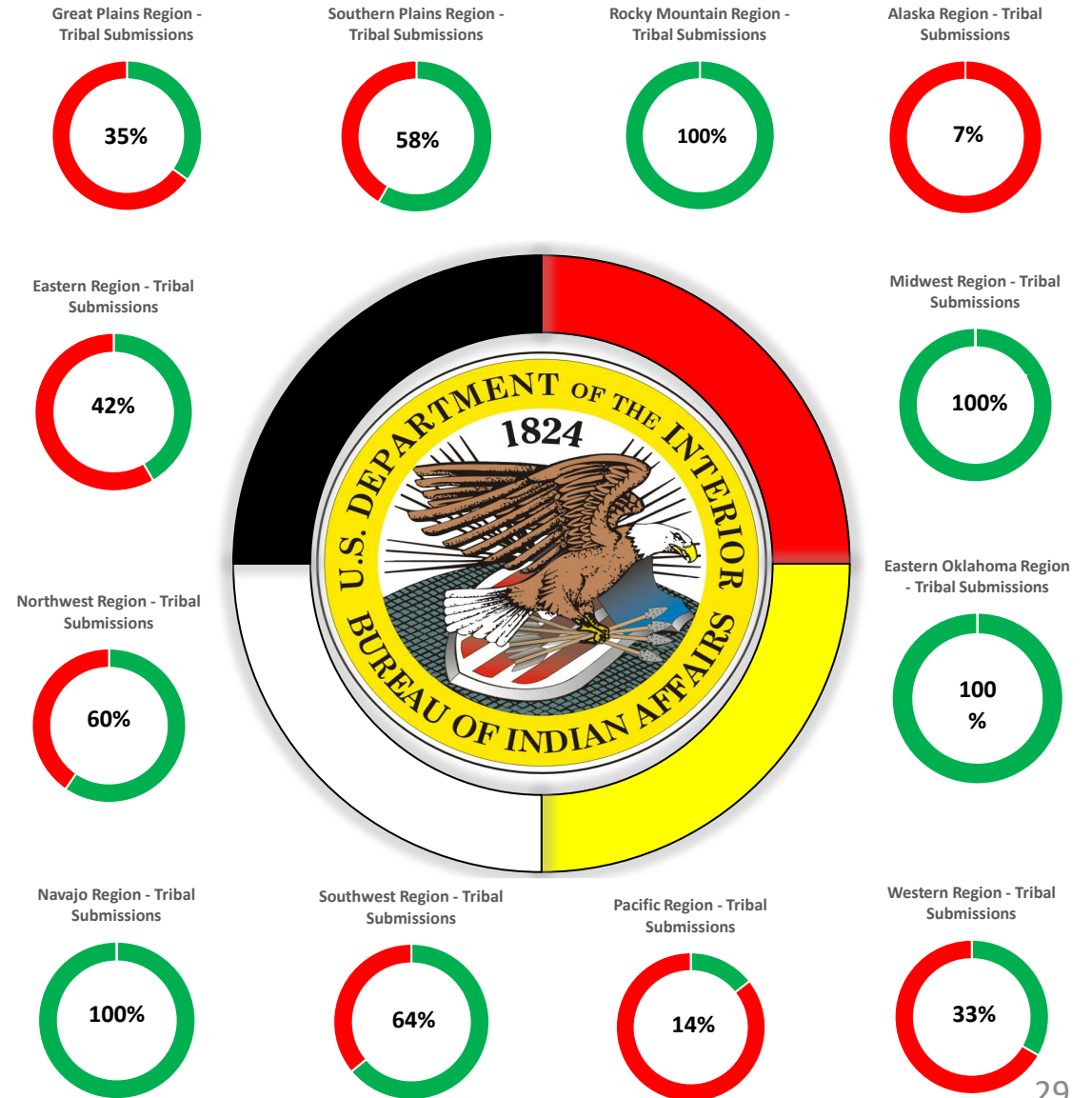
# Agenda

- ❖ **Participation**
- ❖ **National and Regional Tribal Ranking by Category**
- ❖ **National Tribal Ranking by Program**
- ❖ **Education Ranking - Tribal vs Schools**

**FY 2027 Preferred Program Tribal Submissions  
Regional Summary**



**FY 2025 Preferred Program Tribal Submissions  
Regional Summary**

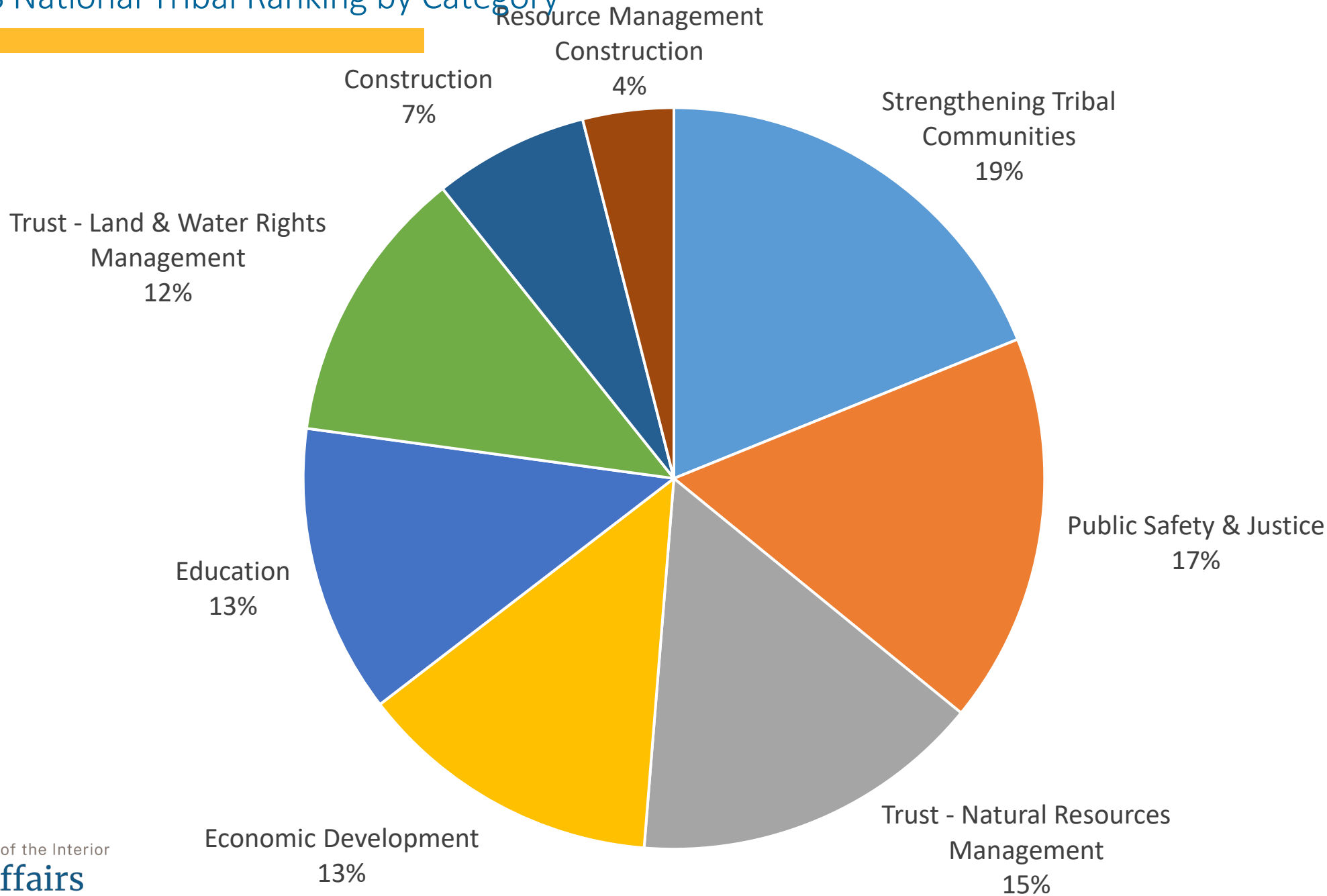


# FY 2027-2028 National Tribal Ranking by Category

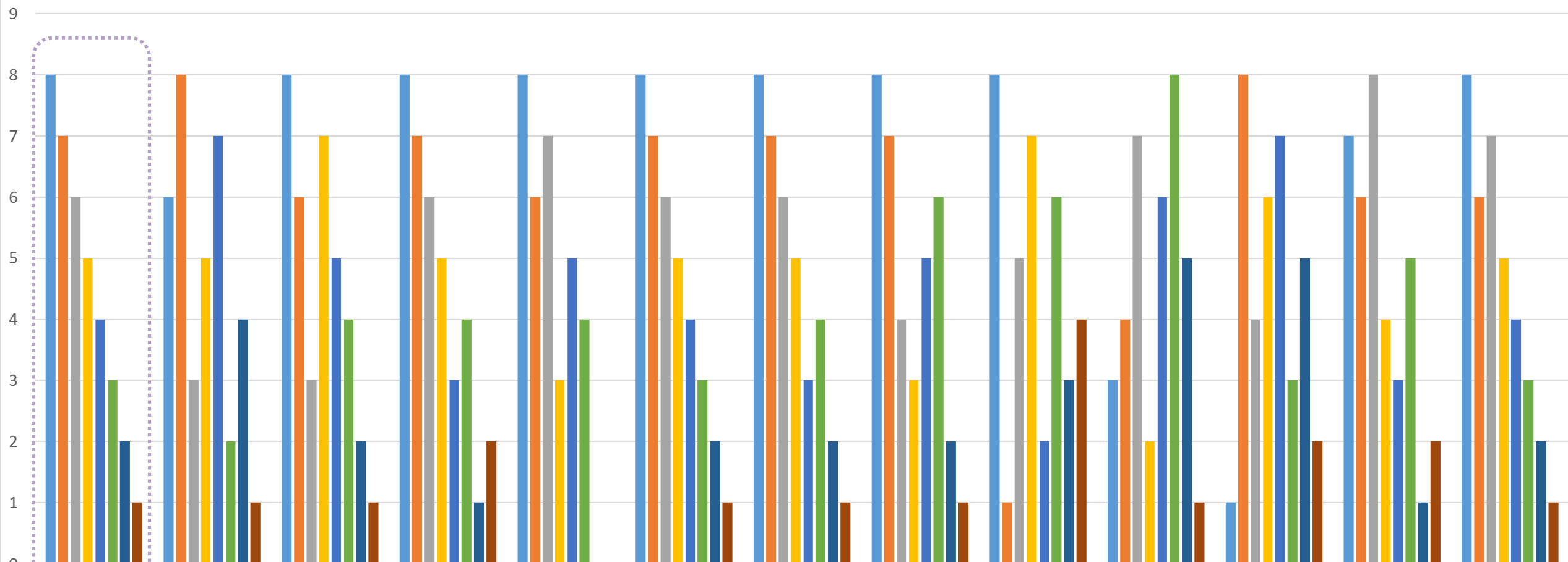


<b>Rank</b>	<b>Category</b>	<b>Weighted Rank</b>
<b>1</b>	<b>Strengthening Tribal Communities</b>	<b>81</b>
<b>2</b>	<b>Public Safety &amp; Justice</b>	<b>73</b>
<b>3</b>	<b>Trust - Natural Resources Management</b>	<b>66</b>
<b>4</b>	<b>Economic Development</b>	<b>57</b>
<b>5</b>	<b>Education</b>	<b>54</b>
<b>6</b>	<b>Trust - Land &amp; Water Rights Management</b>	<b>52</b>
<b>7</b>	<b>Construction</b>	<b>29</b>
<b>8</b>	<b>Resource Management Construction</b>	<b>17</b>

# 2027-2028 National Tribal Ranking by Category



### 2027 NATIONAL and REGIONAL TRIBAL RANKING BY CATEGORY



National Weight

- Strengthening Tribal Communities
- Public Safety & Justice
- Trust - Natural Resources Management
- Economic Development
- Education
- Trust - Land & Water Rights Management
- Construction
- Resource Management Construction

# Additional Materials (Separate Materials)



- *Individual Regional versus National Ranking Charts*
- *National Tribal Ranking by Category + Programs (Detailed)*
- *Education Ranking –*
  - *TCS, BOS*
  - *Tribal versus Schools*

# FY 2027 Tribal Budget Request (Separate Materials)



## Tribal Interior Budget Council FY27 Budget Submission

### EXECUTIVE SUMMARY

#### Purpose

The Tribal Interior Budget Council (TIBC), provides a forum and process for Tribal Nations and Federal officials to work together in developing annual budget requests for Indian programs in the Department of the Interior (DOI) in the spirit of the President's Government-to-Government consultation and collaboration policy.

#### Background

The full report describes a step-by-step process of TIBC's budget formulation process (pg. 10-13), and demonstrates the methodology used to calculate estimates within the TIBC budget recommendations for the FY27 BIA/BIE Budget. In addition to the overall funding request, the report includes recommended DOI actions to address critical issues within the Department as it relates to Indian Country. FY27 marks the seventh submission under the amended budget formulation methodology and is annually improved upon by Tribal representatives and Federal partners.

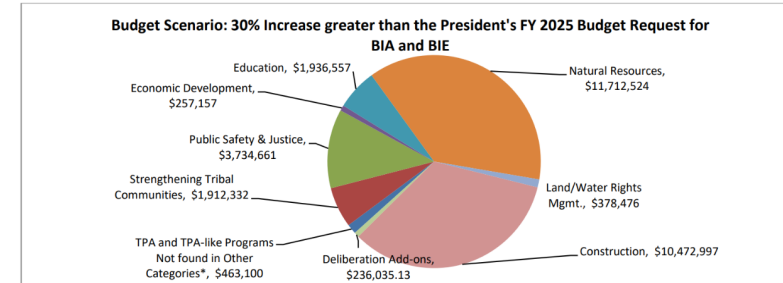
Of all the budget formulations metrics utilized in the TIBC budget proposal, the most concrete and critical data provided is "data costs" found in reports published by DOI, through collaborative development with Indian Affairs (IA)-OBPM and relevant federal agencies, or industry standards commonly found across the United States. Commonly referred to as baseline numbers, they provide TIBC with budget data used to establish what the minimum funding need is a given fiscal year to provide Tribal Nations with the most basic level of obligation/service that every US citizen is expected to receive.

Cost estimates in the full report, where provided, are a baseline amount; and do not truly reflect the full funding needs of every IA program. If full cost estimates, as identified by Tribal Nations and Federal partners were available, the overall budget request would be significantly greater in size. The FY 27 budget recommendation reveals current obligations being met at **12.35%** of estimated need when compared to FY24 enacted amounts. Notable cost data within the report include:

- Law Enforcement (\$1.8 B) - Tribal Law and Order (TLOA) Report.
- Replacement School Construction (\$7.9B) - based on replacing schools rated in poor condition that have not yet been funded at the average cost to build each school.
- School Resource Officers (\$93M) - based on one SRO at each BIE funded school, 160 SROs at all 183 BIE funded schools.

#### Results In Brief

TIBC FY27 Tribal Budget Submission includes a total funding request of **\$32.5 billion** dollars, this amount reflects a 30% Increase scenario of FY 25 Presidents Budget, plus the Existing Cost Data by DOI, other Federal partners, and national norms. In addition to the overall budget request TIBC Representatives have given six programs a deliberative increase, and six suggested actions within the DOI-IA's budget request to Congress.



#### Deliberative Program Increases (pg. 13-18):

- **Tiwahe Initiative** - (\$32M) Expand upon a Tribally supported Tiwahe program.
- **Alaska Native Subsistence Program** - (\$7M) Support and expand projects in the Federal Subsistence Management Program in implementing Title VIII of the Alaska National Interest Land Conservation Act.
- **105 (l) lease program – Office of Tribal Leases Staffing Increase** - (\$8M) Support the additional necessary staff dedicated to the program who can focus solely on payments for section 105(l) lease costs.
- **Burial Assistance** – (\$4M) The funding increase will better support culturally dignified funeral and burial services.
- **Road Maintenance** – (\$3M) Including the additional funding increase would address aging equipment and allow for additional staff during peak maintenance periods throughout the FY.
- **Cultural Preservation Office** - (\$5M) cultural preservation programs would contribute to capacity building efforts, and to the long-term health and wellbeing of Tribal Nations. (Proposed)

#### TIBC Suggestions for Department of Interior (pg. 3-8):

- **Tribal Nations' Inherent Sovereignty, United States' Trust and Treaty Obligations, and Unique Political Status** - Tribal Nations are and always have been inherently sovereign governments that have strong political relationships with their Tribal citizens and community members.
- **Mandatory Funding Status** - Moving federal spending for IA obligations to mandatory spending will fix the unintended effects that mandatory obligations through discretionary spending, such as lapse in funding via continuing resolutions.
- **Advanced Appropriations** - Until such time that spending is made mandatory, DOI must request advance appropriations for the entire Indian Affairs budget.
- **PL 102-477** - The 477 program was designed to allow Tribal Nations greater flexibility and sovereignty over their own government programs, reduce administrative burdens, and enhance the efficiency and effectiveness of service delivery within tribal communities at the local levels.
- **White House Council on Native American Affairs** - The President's FY 2027 Budget Request should include a request for at least \$5 million for the WHCNAA.
- **DOI-Secretary's Tribal Advisory Committee** – The President's FY 2027 Budget Request should include continued support for the DOI STAC as a forum to discuss ways to enhance the and intergovernmental relationship between the United States and federally recognized [Tribal Nations]



THANK  
YOU!