U.S. Department of the Interior
Bureau of Indian Education

Tribal-Interior Budget Council

Education Subcommittee Update

Tony Dearman, Director
Sharon Pinto, Deputy Bureau Director
Doug Ward, Budget Officer (Acting)

Oklahoma City, OK
November 2026

Agenda

- Organization
- BIE Updates
- BIE Budget Updates
- Budget Priorities Updates
- BIE Tribal Priority Ranking
  - FY 2029 Ranking Tool
  - FY 2027 Ranking Results
- Question & Answer

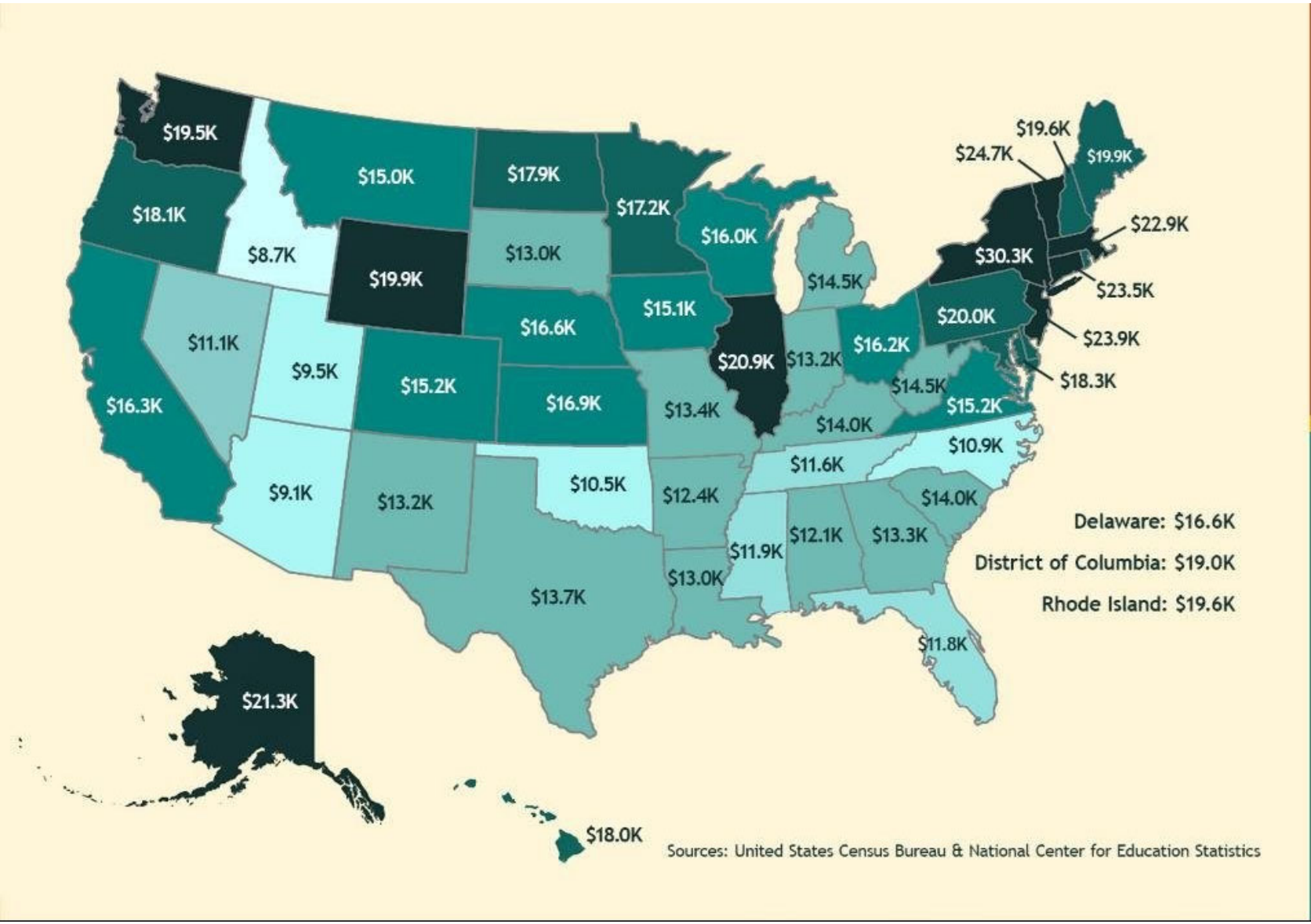

Sources: United States Census Bureau & National Center for Education Statistics

BIE PER PUPIL FUNDING:

$8,260

School Year 2025-26

DEPT. OF DEFENSE EDUCATION ACT PER PUPIL FUNDING:

$25,000

Source: dodea.edu

BIE Updates

- National Indian Education Association Convention and Trade Show
  - Buffalo, New York
  - October 8, 2026
- BIE 2029 Priority Ranking Tool
  - BIE Leadership and ADD Meeting
    - October 28, 2026
  - BIE Schools
    - Meetings: October 28, 2026 – January 31, 2027
    - Due to BIA OBPM: February 3, 2027

Current Budget Status

Operation of Indian Education Programs (OIEP)

FY2026 Appropriation Bill P.L. 119-74
$1,131,617,000

- BIE forward funds are available June 1st (2026) approximately $833 million
- 2026-2027 school year funds successfully distributed to schools by July 1st allocation at 80%, final distribution will occur before around the week of November 9th for the December 1st payment.
- FY2027 CR1 is funded at 19.73% though December 11th, at the same funding level for the FY2026 enacted budget

FY 2027 Budget Request

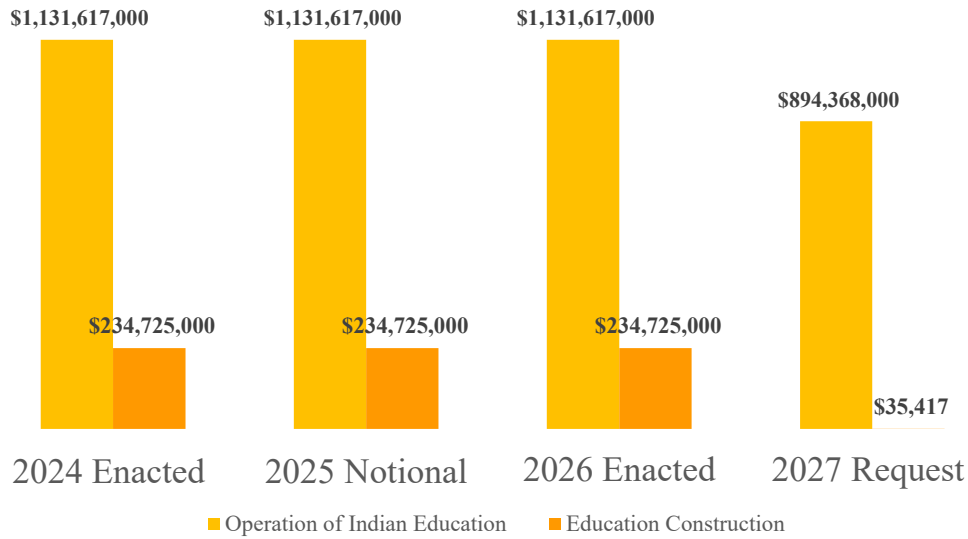

- **Operation of Indian Education Programs** funding supports elementary, secondary, post-secondary, and other education programs.
- **Education Construction** prioritize safety and accessibility by addressing deferred maintenance issues at BIE schools.

FY 2027 BIE Funding Summary

Bureau of Indian Education	2025 Enacted	2026 Enacted	2027 Request	2027 Change from 2026 Enacted
Elementary & Secondary Programs *(forward funded)*	$ 706,185,000	$ 706,185,000	$ 697,788,000	-$8,397,000
Elementary & Secondary Programs	$ 174,971,000	$ 174,971,000	$ 125,226,000	-$49,745,000
Post Secondary Programs *(forward funded)*	$ 127,407,000	$ 127,407,000	$ 22,101,000	-$105,306,000
Post Secondary Programs	$ 55,868,000	$ 55,868,000	$ -	-$55,868,000
Education Management	$ 67,186,000	$ 67,186,000	$ 49,253,000	-$17,933,000
Education Construction	$ 234,725,000	$ 234,725,000	$ 35,417,000	-$199,308,000
Total Bureau of Indian Education	**1,366,342,000**	**1,366,342,000**	**929,785,000**	**-$436,557,000**

- **Operation of Indian Education Programs:** BIE forward funding is available on July 1st of each fiscal year.
- **Education Construction:** BIE Education Construction support planning, design, and major and minor repairs.7

FY 2027 Budget Priorities

The FY27 request prioritizes core education operations and critical facility improvements.

- Continue prioritizing funding and increase per student allocations in **ISEP Formula Funds**.
- Provide the **Student Transportation** program with sufficient resources to meet the annual total miles traveled by school buses.
- Invest in **Tribal Education Departments** to deliver essential education services to their Tribal communities.
- Education Construction, **Facilities Improvement and Repair**, prioritize safety and accessibility by addressing deferred maintenance issues at BIE schools.

Indian School Equalization Program (ISEP)

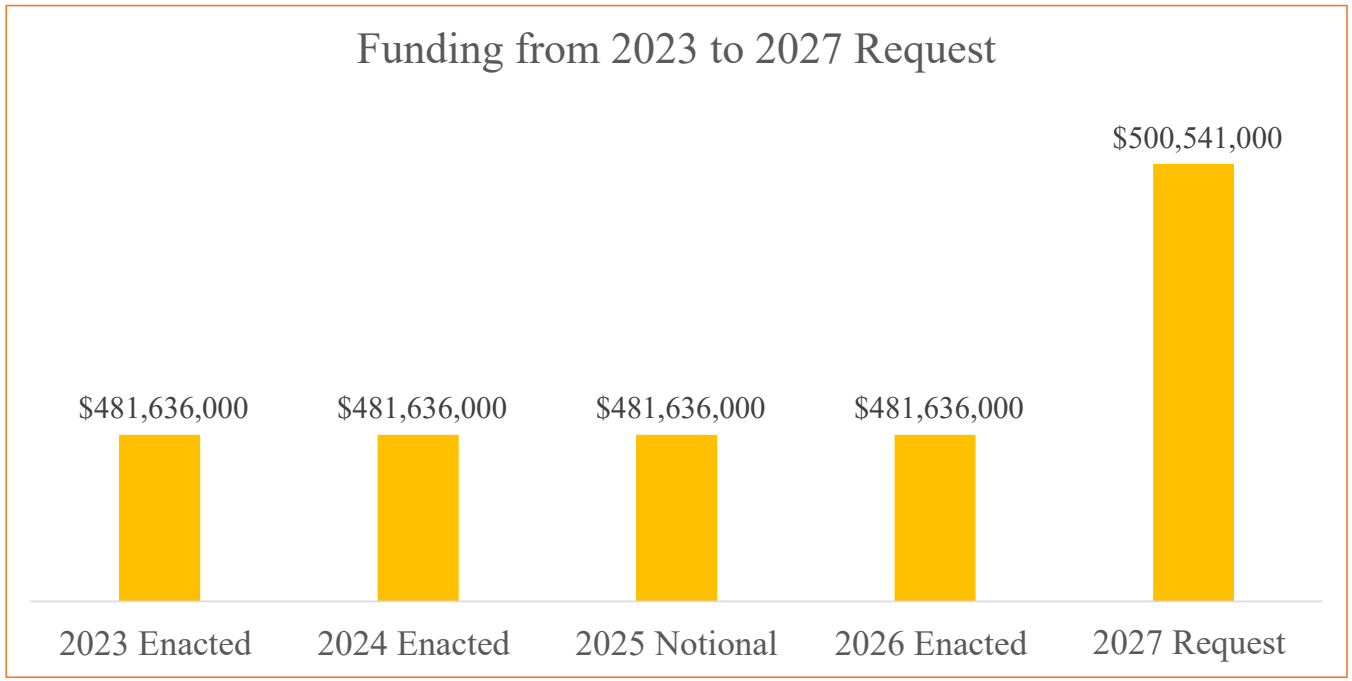

- Future need estimates based on BIE budget requests
- ISEP funding has not increased since 2023 Enacted.

ISEP – Student Transportation

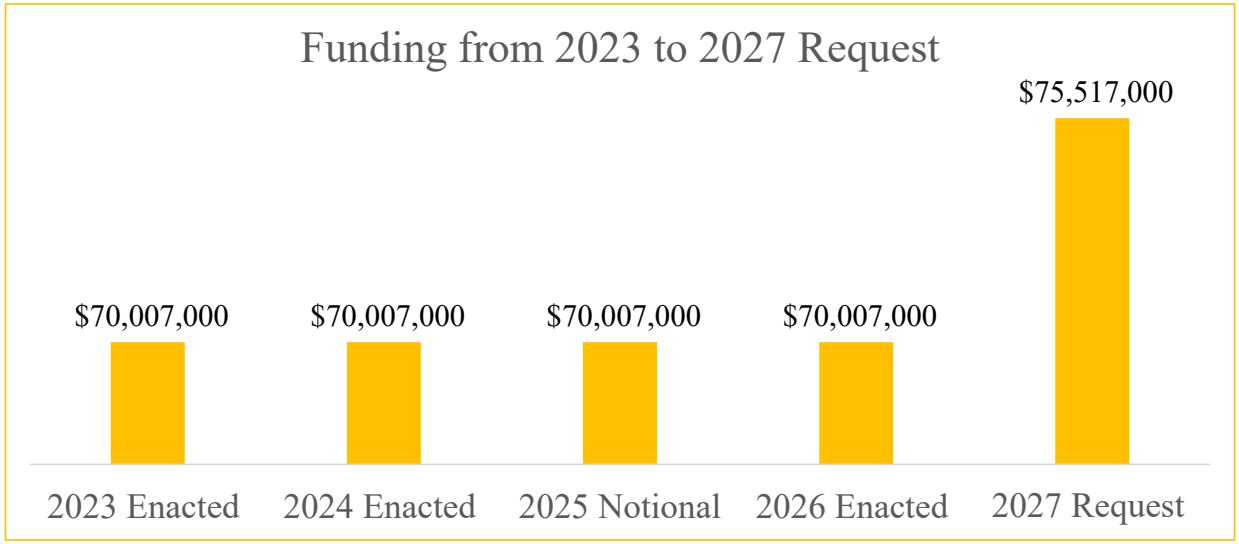

- Future need estimates based on BIE budget requests
- ISEP – Student Transportation funding has not increased since 2023 Enacted.

Tribal Education Departments

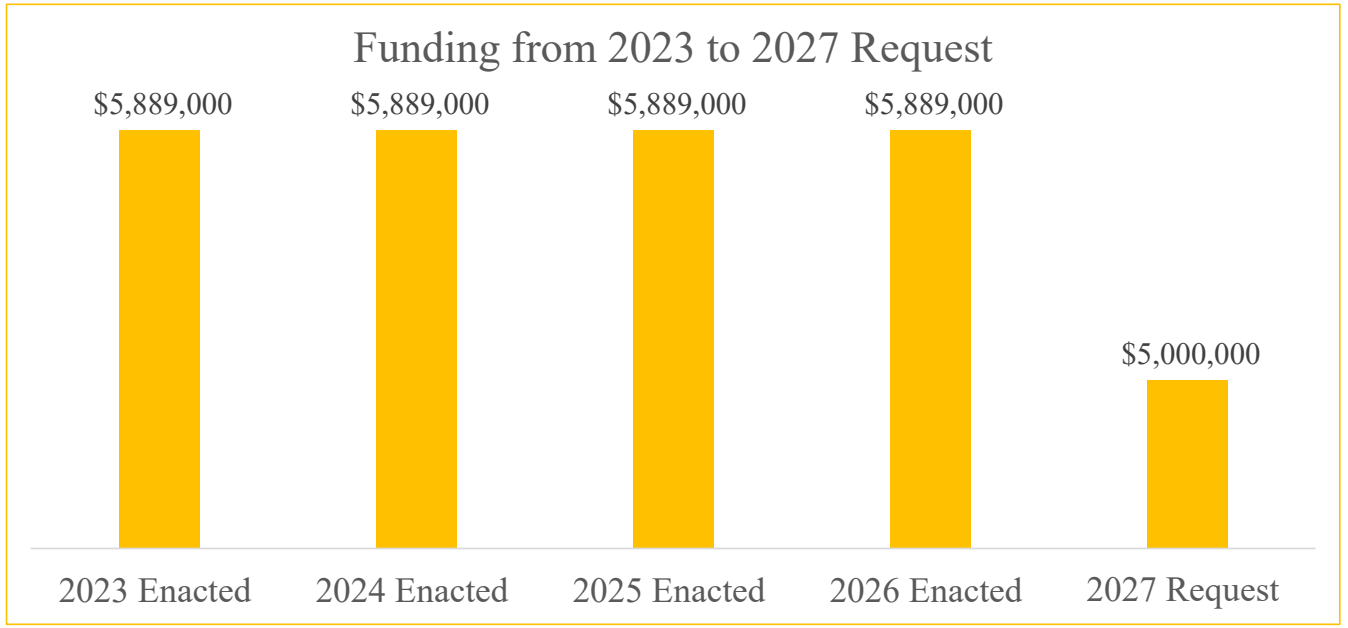

- Future need estimates based on BIE budget requests
- Deliver essential education services to their Tribal communities.

Education Construction

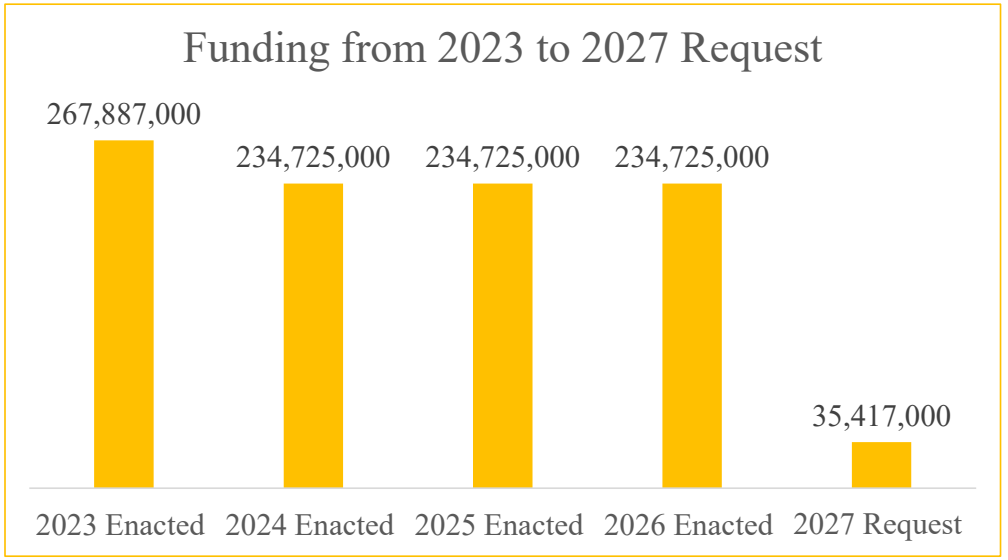

- Future funding based on BIE budget requests
- BIE is now the Education FI&R Program Manager

Education Construction

Facilities Improvement & Repair Program (FI&R)

- BIE is now the Education FI&R Program Manager (assumed responsibility for all FI&R projects, regardless of cost, from Indian Affairs OFPSM in FY26)
- BIE controls funding, prioritization, and decision-making on FI&R program
  - FI&R Major/Minor
  - Minor Improvement & Repair
  - Demolition

FY 2027 Project Prioritization

- 93 Schools submitted 663 deferred maintenance work orders estimated at $283.7M
- Priorities for Funding:
  - Supplemental funds required to continue/complete active projects
  - Qualified emergency reimbursements
  - Safety, Accessibility, and Fire Protection (SAF) deficiencies
  - Other Non-SAF and Health-related work
- Funding subject to availability of congressionally appropriated funds.



Johnson O'Malley (JOM)

	TPA Base Table		Per Pupil		
	FY 2023 Enacted	FY 2024 Enacted	FY 2025 Notional	FY 2026 Enacted	FY 2027 Requested
Student Count	-	-	318,154	323,535	328,867
Funding Level	21,570,000	20,539,000	20,539,000	20,539,000	-

- Congress passed the JOM Modernization Act of 2018 to fix outdated student counts.
- Before the Act, funding was based on Tribal Priority Allocations (TPA) base tables from 1995. These tables were part of the TPA and BIE had no legal authority to change funding levels to contractors.
- Because the funding has not grown, each contractor's funding level fluctuates based on pro-rata calculation.
- Funding is now strictly per-pupil using a pro-rata formula — the amount each contractor receives depends entirely on its student count.
- The program is now non-TPA.
- JOM recipients receive funds through the Automated Standard Application for Payment (ASAP) or BIA regional contracting officials.

Indian Affairs
Fiscal Year 2029 Budget Formulation Guidance

October 2026

- Two Key Documents
  - Budget Formulation Guidance
    - Timeline
    - Budget Schedule
    - Roles and Responsibilities
    - Point System for Weighing & Ranking
  - Tribal Preferred Program Ranking Tool
- FY 2027 Ranking Results

Bureau of Indian Education

BIE funded schools and Tribal Education Departments will complete two categories in the Tribal Preferred Program Ranking Tool

1. Education
   - 19 program in Operation of Indian Education Programs
2. Construction

Education -- Rank Your Program Priority from 1-19

Program	*Priority (1-19)*	*Funding Received for Program?*
BIE Indian Student Equalization Program (ISEP) Formula Funds ISEP formula funds represent the primary school year funding source for school instructional and operational needs supporting thousands of K-12 students attending BIE elementary and secondary schools, which include day schools, residential schools, and dormitories. This funding provides resources for schoolteachers and other education administrative, and program professionals engaged in operating a school. Funding for school salaries, benefits, incentives, and professional development are funded from ISEP Formula Funds, Additionally, instructional Information Technology and after-school or extra-curricular programs utilize appropriated ISEP funding. Forward Funded.	Not Ranked	Yes No
BIE ISEP Program Adjustments The ISEP Program Adjustments funding enables BIE-funded schools to address identified needs or deficiencies at the school level and address these requirements through initiatives. This funding supports a wide range of identified unmet school requirements – these may can include initiatives or priorities such as funding behavioral and mental health services, education program specialists that support specific program initiatives and goals. Funds may target required resource need such as School Security Specialists, and School Board Training Specialists. These funds are allocated to senior school leaders for specific personnel, requirements at schools and communities they serve. Forward Funded.	Not Ranked	Yes No
BIE Education Program Enhancements This line provides Critical resources to support revitalization of Native Languages through BIE's Native Language Immersion Grant program. This program funding supports resources for Native Language teachers and staff, as well as curriculum supplies and audio-visual equipment that support language instruction. Additionally, and related to Native Language revitalization, Education Program Enhancements support the targeted recruitment and retention of hard-to-fill positions through incentives, Also, the modernization and maintenance of BIE Education systems are supported annually under Education Program Enhancements, most notably the Native American Student Information System (NASIS), and related education staffing program reporting requirements. BIE School Improvement Specialists are also funded under Education Program Enhancements, critical to school leaders as they develop, plan, and	Not Ranked	Yes No

Construction -- Rank Your Program Priority from 1-6

Program	*Priority (1-6)*	*Funding Received for Program?*
BIE Education Replacement School Construction The Replacement School Construction program replaces entire school campuses in poor condition that have been prioritized on a school replacement list.	Not Ranked	Yes No
BIE Education Replacement Facility Construction This program is an essential component of the comprehensive plan to bring all 183 schools into acceptable condition. This funding source is used to replace individual facilities on school campuses when replacement of the entire school is not warranted. BIA is able to identify, by building, the status and the need for replacement.	Not Ranked	Yes No
BIE Education Replacement / New Employee Housing This program provides funding to conduct needs assessments of employee housing at BIE locations to identify and prioritize quarters replacement projects using the Facility Condition Assessment (FCA) and Site Assessment-Capital Investment (SA-CI) programs to assess employee housing comprehensively.	Not Ranked	Yes No
BIE Education Employee Housing Repair Indian Affairs maintains employee housing consisting of Single Family Houses, duplex, triplex, and apartment units. The majority are in poor condition with an average age of 69 years requiring frequent repairs and maintenance. These housing units are typically located in remote areas where private-sector housing is not available. Housing is provided to school employees such as principals, teachers, facility managers, security officers, and other staff as determined by the program.	Not Ranked	Yes No
BIE Education Facilities Improvement & Repair Funds requested in FY 2013 will be used to improve the safety and functionality of facilities for the program's customers. The IA will seek to maximize the use of existing educational facilities by improving or rehabilitating these facilities in lieu of new construction.	Not Ranked	Yes No

Points Systems for Weighting and Ranking Tribal Submission

Priority #	Strengthening Tribal Communities	Trust Natural Resources Management	Trust Land & Water Management	Public Safety and Justice	Economic Development	Education	Construction	Resource Management Construction
Priority 1	8 Points	14 Points	18 Points	10 Points	7 Points	19 Points	15 Points	7 Points
Priority 2	7 Points	13 Points	17 Points	9 Points	6 Points	18 Points	14 Points	6 Points
Priority 3	6 Points	12 Points	16 Points	8 Points	5 Points	17 Points	13 Points	5 Points
Priority 4	5 Points	11 Points	15 Points	7 Points	4 Points	16 Points	12 Points	4 Points
Priority 5	4 Points	10 Points	14 Points	6 Points	3 Points	15 Points	11 Points	3 Points
Priority 6	3 Points	9 Points	13 Points	5 Points	2 Points	14 Points	10 Points	2 Points
Priority 7	2 Points	8 Points	12 Points	4 Points	1 Points	13 Points	9 Points	1 Points
Priority 8	1 Points	7 Points	11 Points	3 Points		12 Points	8 Points	
Priority 9		6 Points	10 Points	2 Points		11 Points	7 Points	
Priority 10		5 Points	9 Points	1 Points		10 Points	6 Points	
Priority 11		4 Points	8 Points			9 Points	5 Points	
Priority 12		3 Points	7 Points			8 Points	4 Points	
Priority 13		2 Points	6 Points			7 Points	3 Points	
Priority 14		1 Points	5 Points			6 Points	2 Points	
Priority 15		1 Points	4 Points			5 Points	1 Points	
Priority 16			3 Points			4 Points		
Priority 17			2 Points			3 Points		
Priority 18			1 Points			2 Points		
Priority 19						1 Points		

FY 2027 BIE Ranking Results
~ Education Category ~

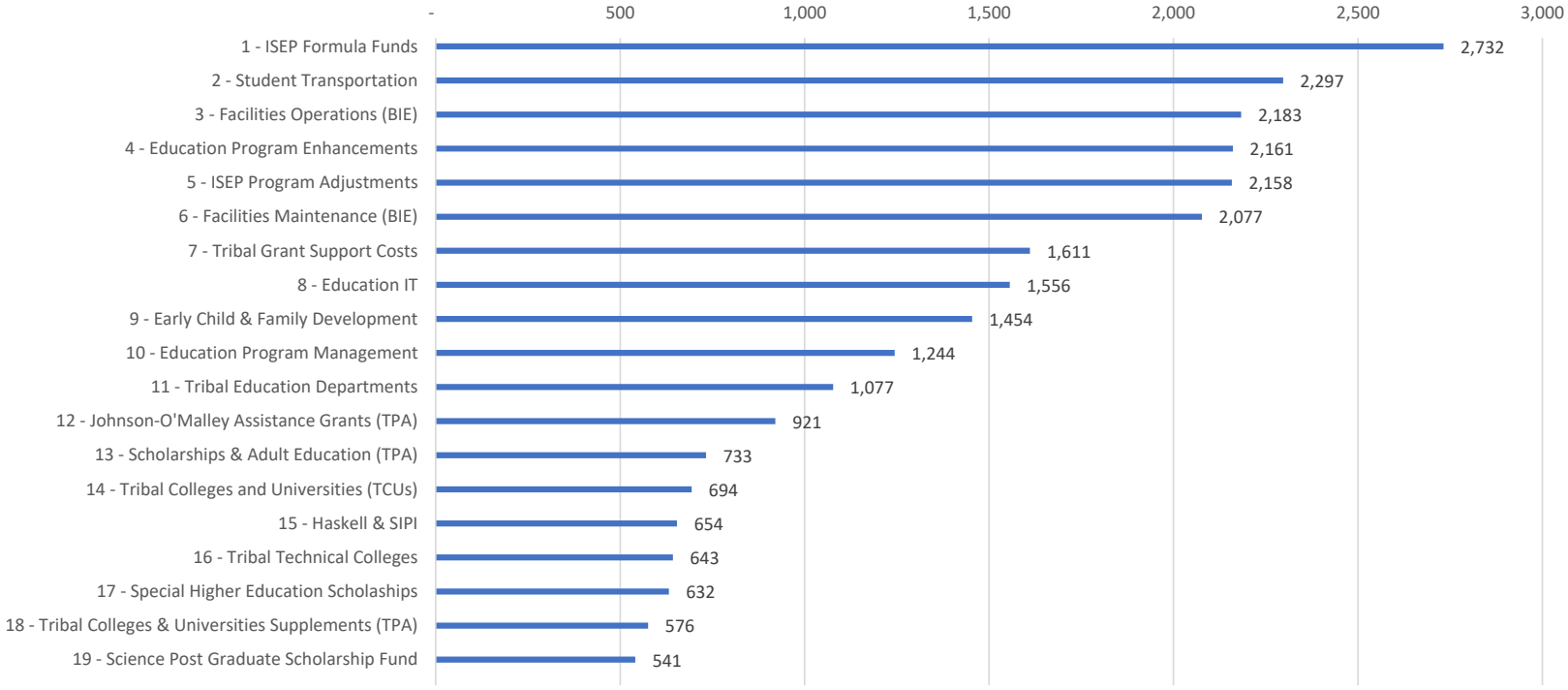

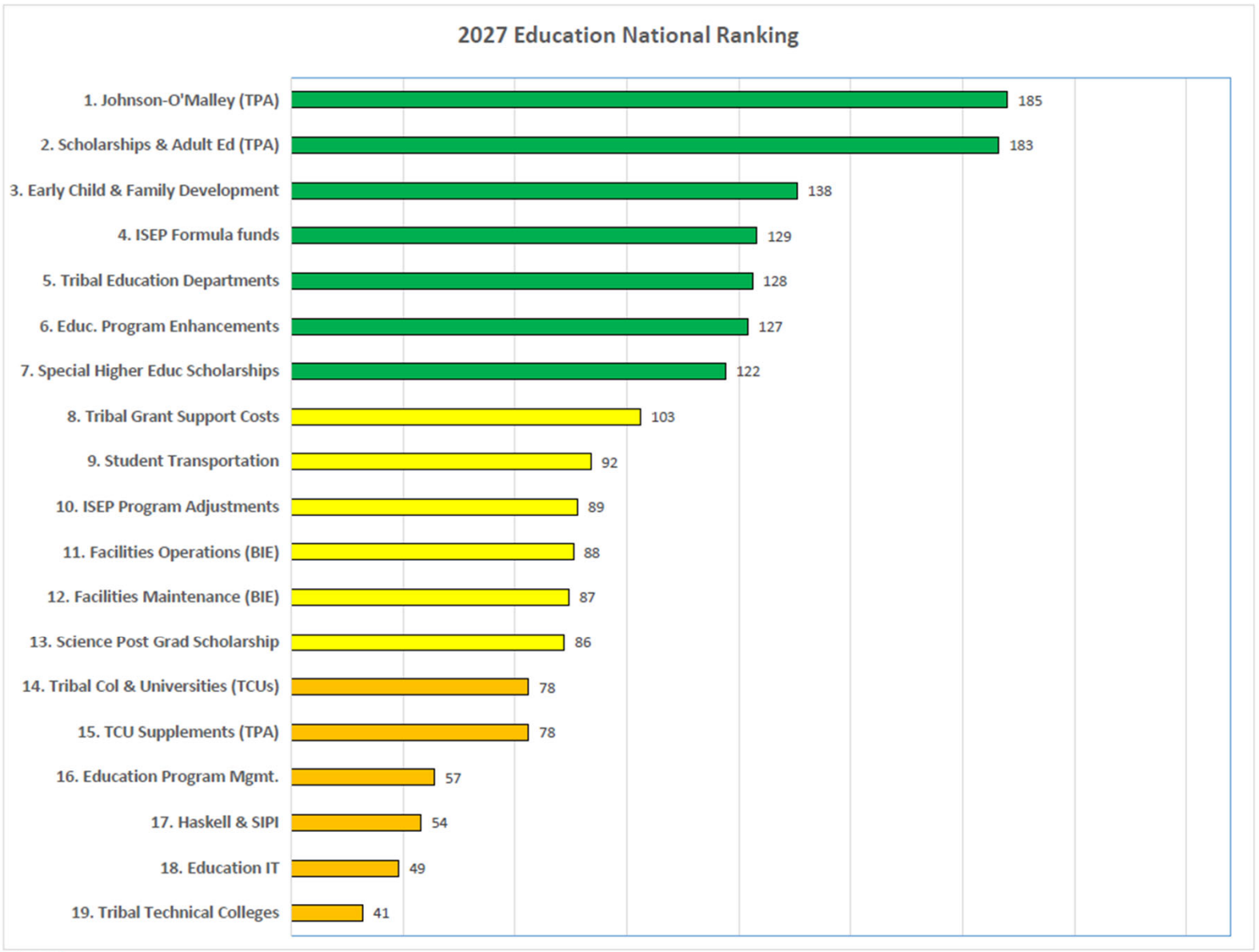
2027 Education National Ranking
1. Johnson-O'Malley (TPA)
185
2. Scholarships & Adult Ed (TPA)
183
3. Early Child & Family Development
138
4. ISEP Formula funds
129
5. Tribal Education Departments
128
6. Educ. Program Enhancements
127
7. Special Higher Educ Scholarships
122
8. Tribal Grant Support Costs
103
9. Student Transportation
92
10. ISEP Program Adjustments
89
11. Facilities Operations (BIE)
88
12. Facilities Maintenance (BIE)
87
13. Science Post Grad Scholarship
86
14. Tribal Col & Universities (TCUs)
78
15. TCU Supplements (TPA)
78
16. Education Program Mgmt.
57
17. Haskell & SIPI
54
18. Education IT
49
19. Tribal Technical Colleges
41

FY 2027 BIE Ranking Results
~ Construction Category ~

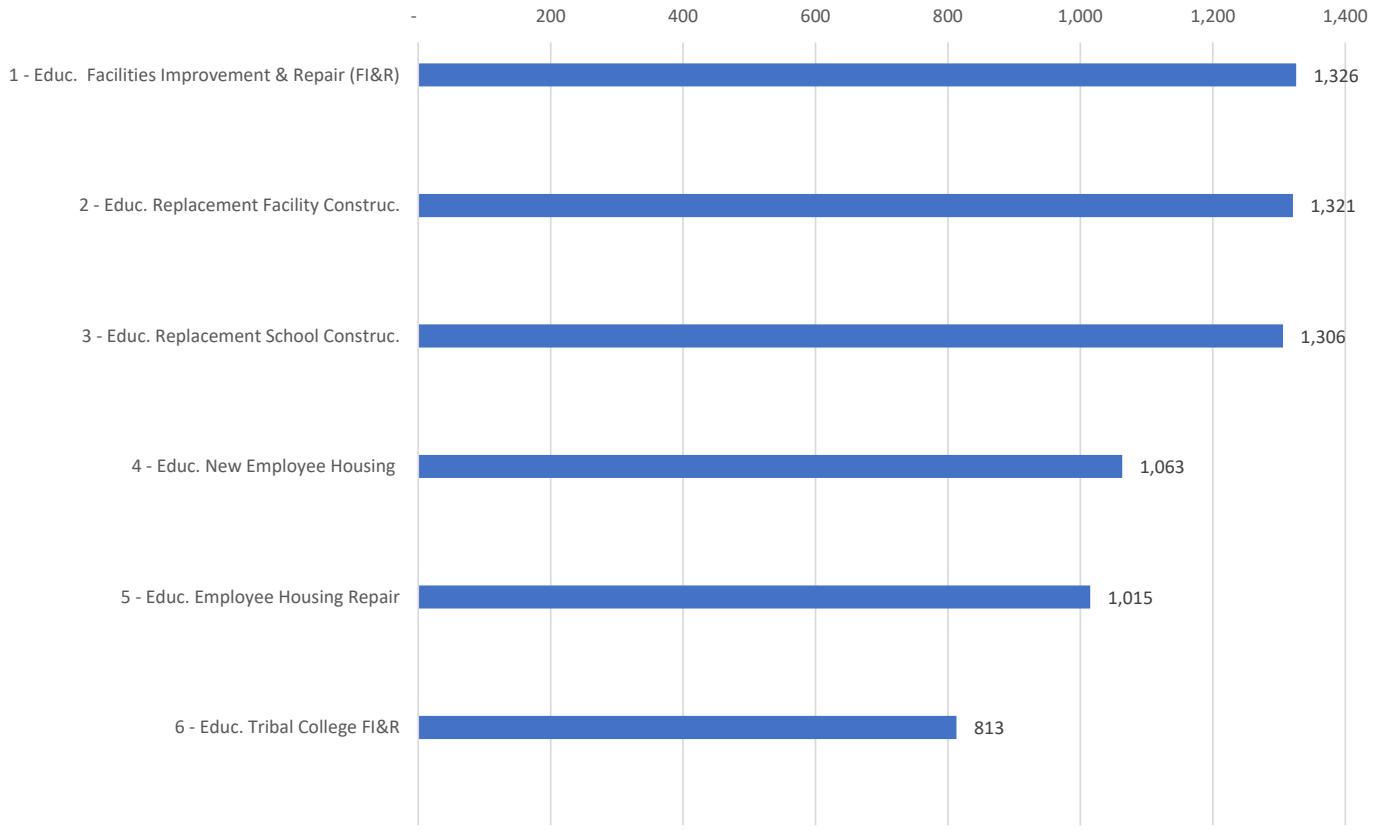

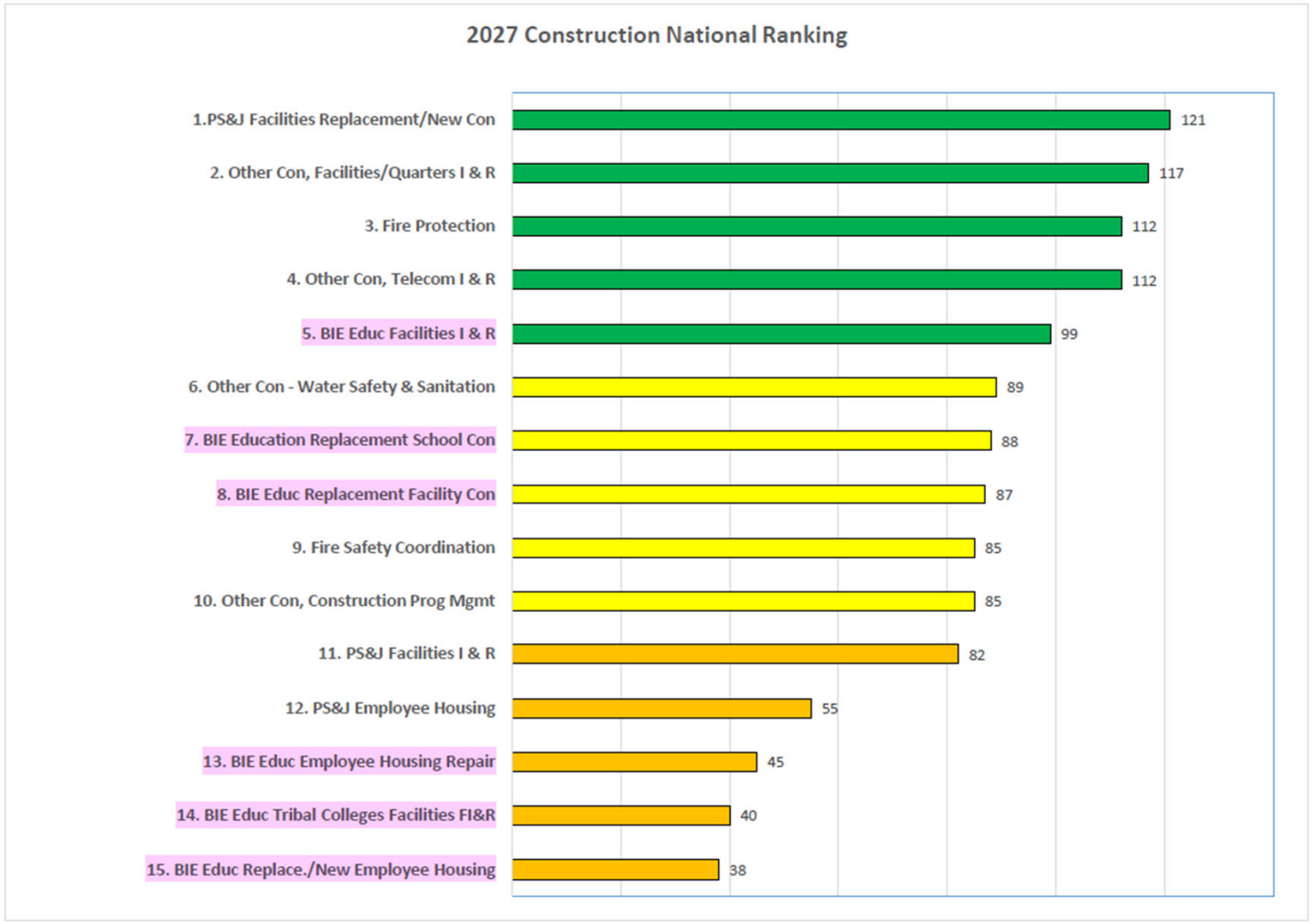
2027 Construction National Ranking
1.PS&J Facilities Replacement/New Con
121
2. Other Con, Facilities/Quarters I & R
117
3. Fire Protection
112
4. Other Con, Telecom I & R
112
5. BIE Educ Facilities I & R
99
6. Other Con - Water Safety & Sanitation
89
7. BIE Education Replacement School Con
88
8. BIE Educ Replacement Facility Con
87
9. Fire Safety Coordination
85
10. Other Con, Construction Prog Mgmt
85
11. PS&J Facilities I & R
82
12. PS&J Employee Housing
55
13. BIE Educ Employee Housing Repair
45
14. BIE Educ Tribal Colleges Facilities FI&R
40
15. BIE Educ Replace./New Employee Housing
38

BIE Preferred Program Ranking Participation Trend

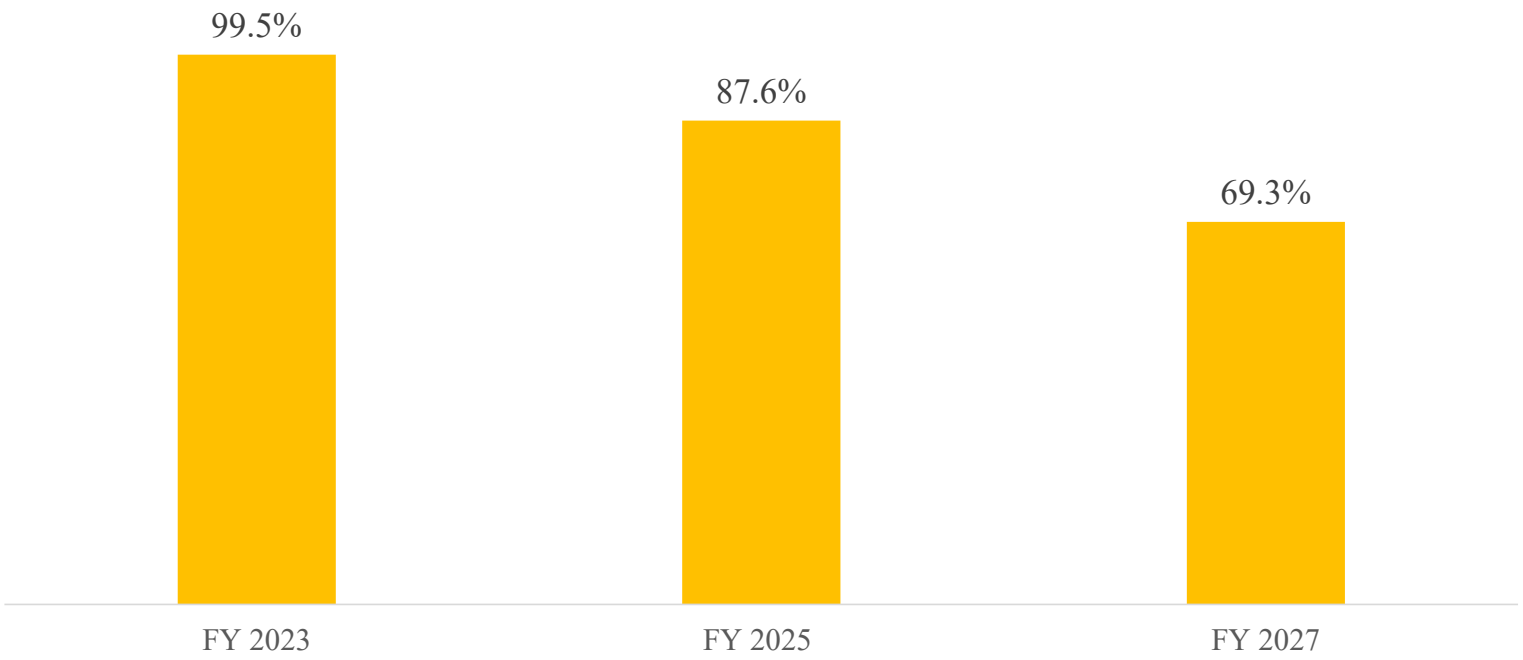

Questions and Answers

