



Bureau of Indian Affairs

The No Child Left Behind School Facilities and Construction Negotiated Rule Making Committee Meeting #5

**Presentation
February 1, 2011**



www.notevena.com/prints/ChildOfTheEarth



Deterioration Rate / Reinvestment Rate for School Facilities



Impacts to Deterioration Rate

- **Operations & Maintenance Funding**
- **Life Cycle Requirements**
- **Education Program Space Standards**



Annual Requirements




Operations & Maintenance Funding

Operations

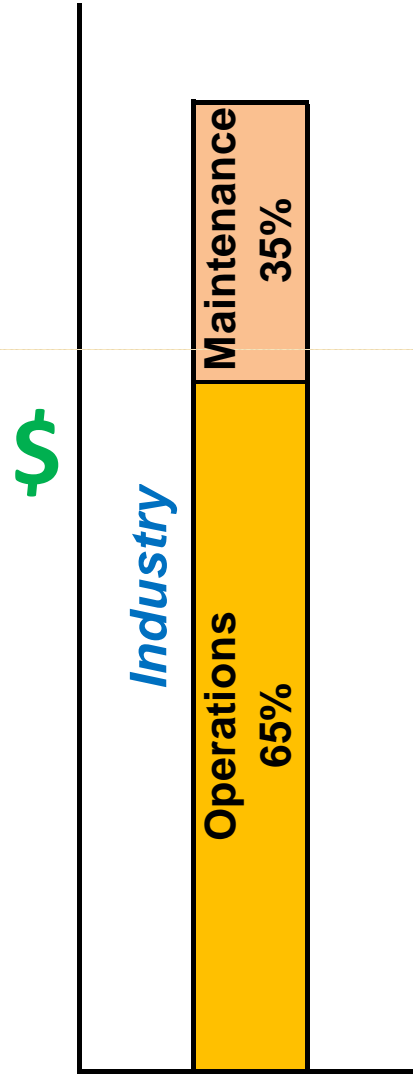
- ❖ Pest Control
- ❖ Refuse Collection
- ❖ Grounds Care
- ❖ Utility Costs
- ❖ Custodial

Maintenance

- ❖ Corrective Action
- ❖ Emergency Maintenance
- ❖ Preventive Maintenance



Annual Requirements



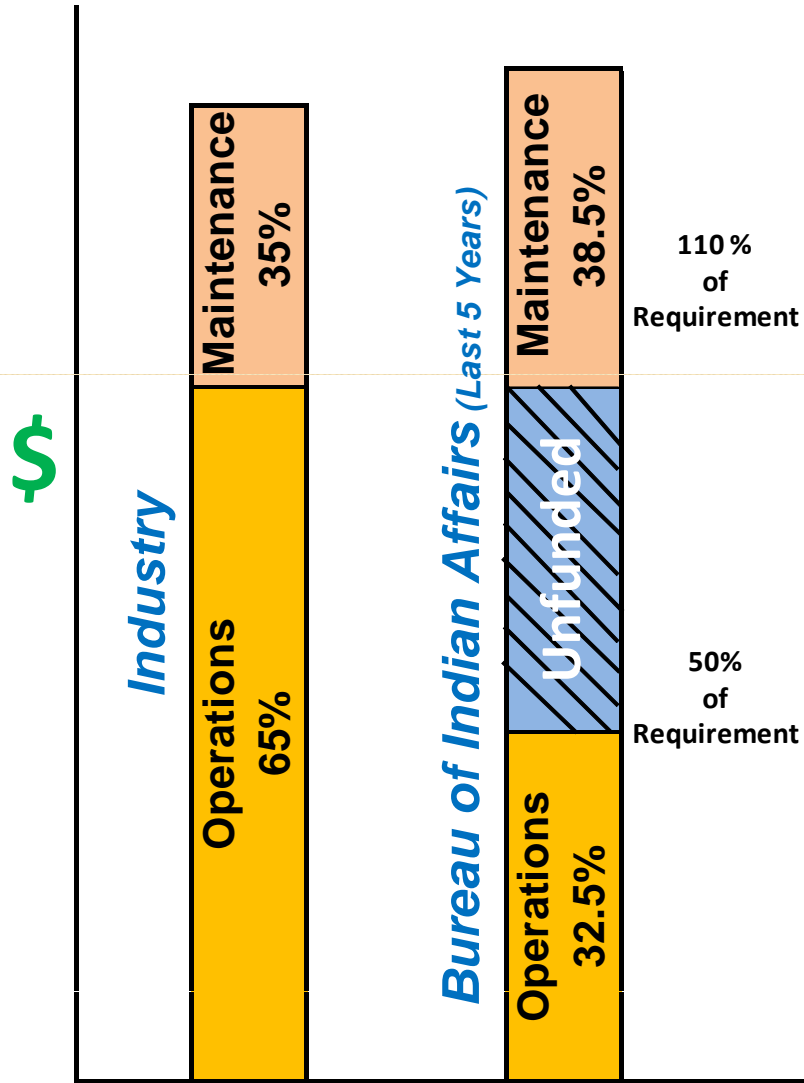
Percentage of Funding



Operations & Maintenance
Funding



Annual Requirements

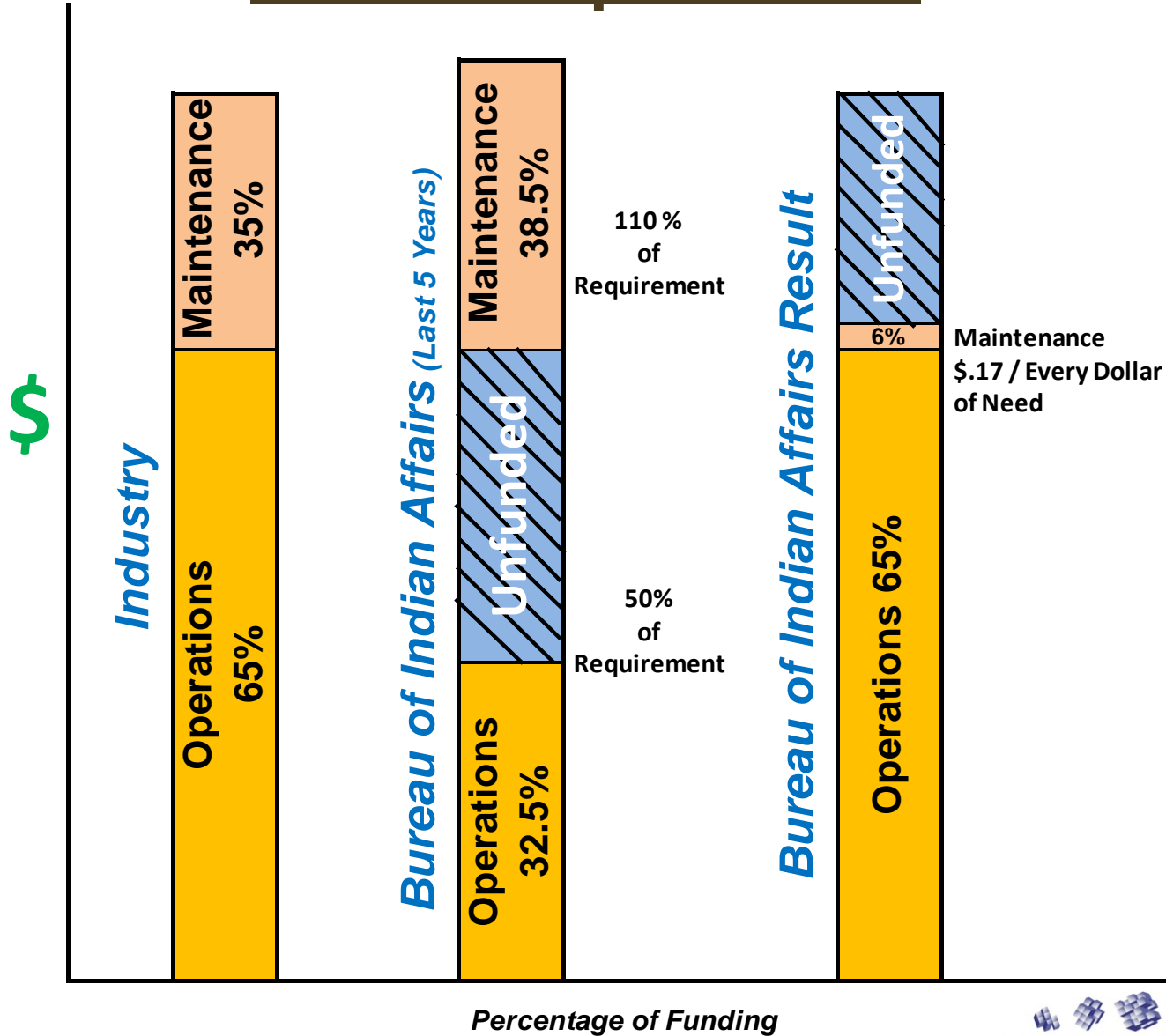


Operations & Maintenance Funding

Percentage of Funding



Annual Requirements



Operations & Maintenance Funding



Life Cycle Requirements

(Component Renewal)

System Replacements

Examples:

- ❖ Roofs
- ❖ HVAC


Cyclic Replacements

Examples:

- ❖ Painting
- ❖ Carpet

“Annualized on a 50 year design as 2% per year.”

Life Cycle Requirements



APPLIED MANAGEMENT ENGINEERING, INC.
PROVIDES SOLUTIONS TO YOUR FACILITY NEEDS


Expected System / Cyclic Replacement During Building Life



Life Cycle Requirements

Example - High School 2-3 Stories

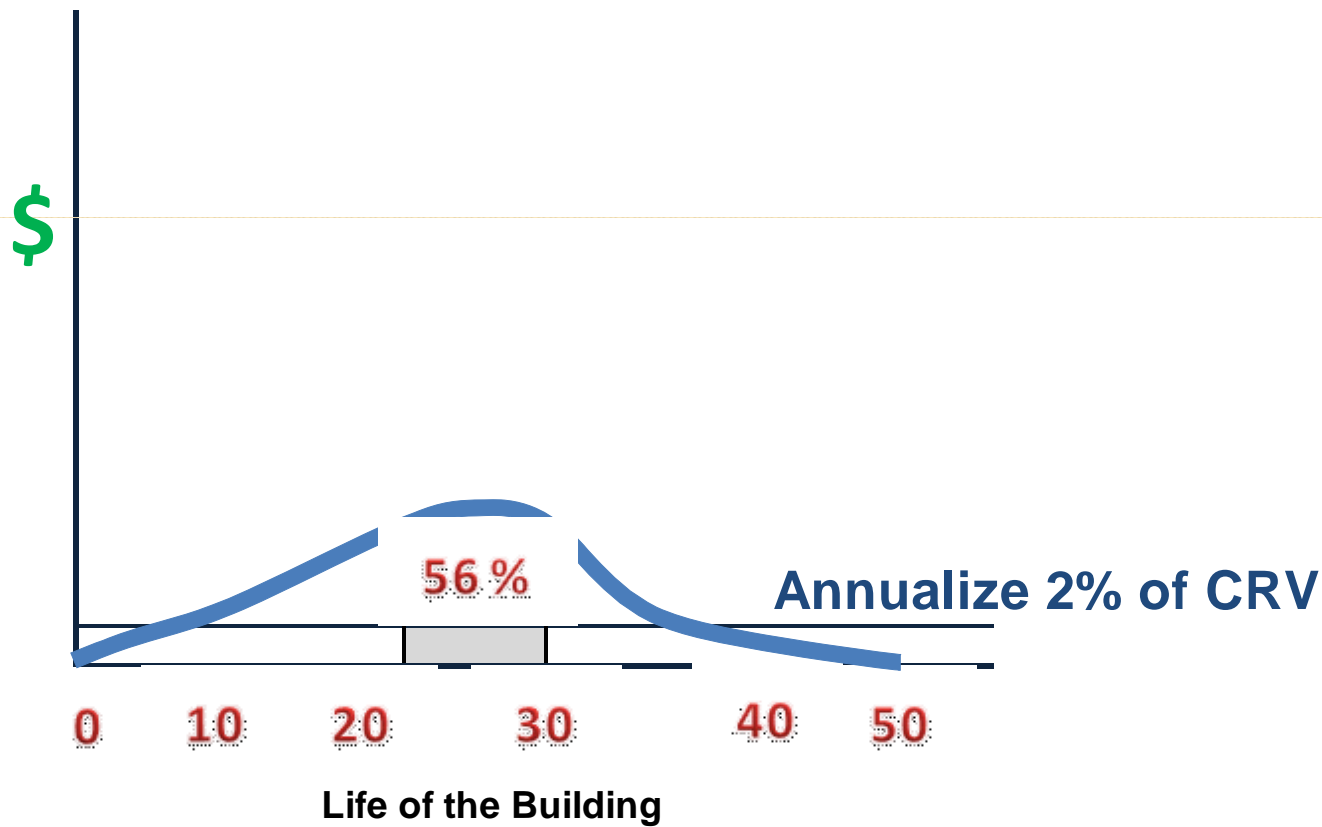
RS Means Square Foot Costs 2010	Percent of Construction	Life Cycle	Times per Life	Percent Cost	Percent Replacement	Component Renewal
Substructure	4.1	50				
Superstructure	14.5	50				
Exterior Enclosure	15.6	20-30	1	15.6	50%	7.8
Roofing	5.0	25-30	1	5	100%	5.0
Interiors	21.1	10	4	84.4	75%	63.3
Conveying	0.5	25	1	0.5	75%	0.4
Plumbing	5.4	25	1	5.4	50%	2.7
HVAC	16.6	25-30	1	16.6	75%	12.5
Fire Protection	2.3	50				
Electrical	12.9	25-30	1	12.9	50%	6.5
Total	98.0				Total	98.2





System / Cyclic Replacements Over Life Cycle

(Assumes Full Funding of Maintenance)

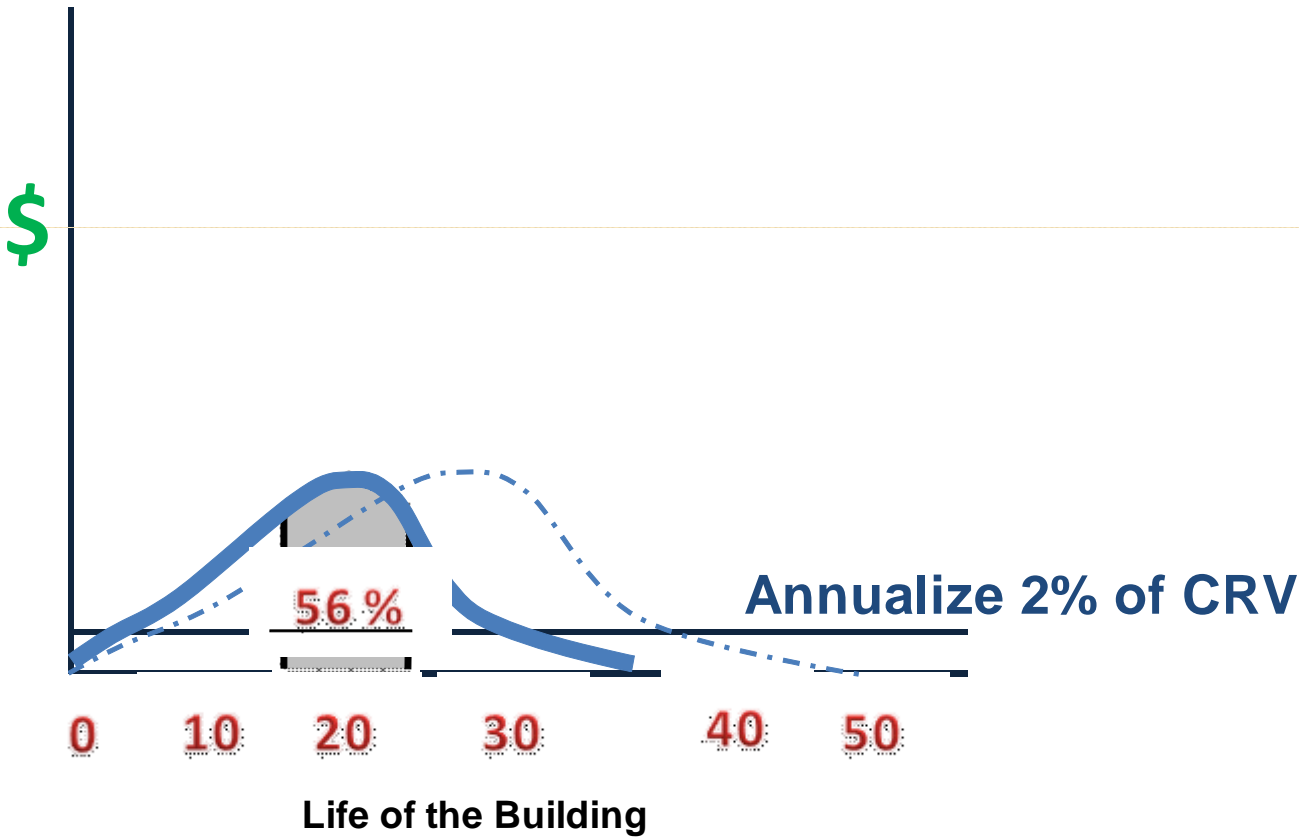


Life Cycle Requirements

System / Cyclic Replacements Over Life Cycle



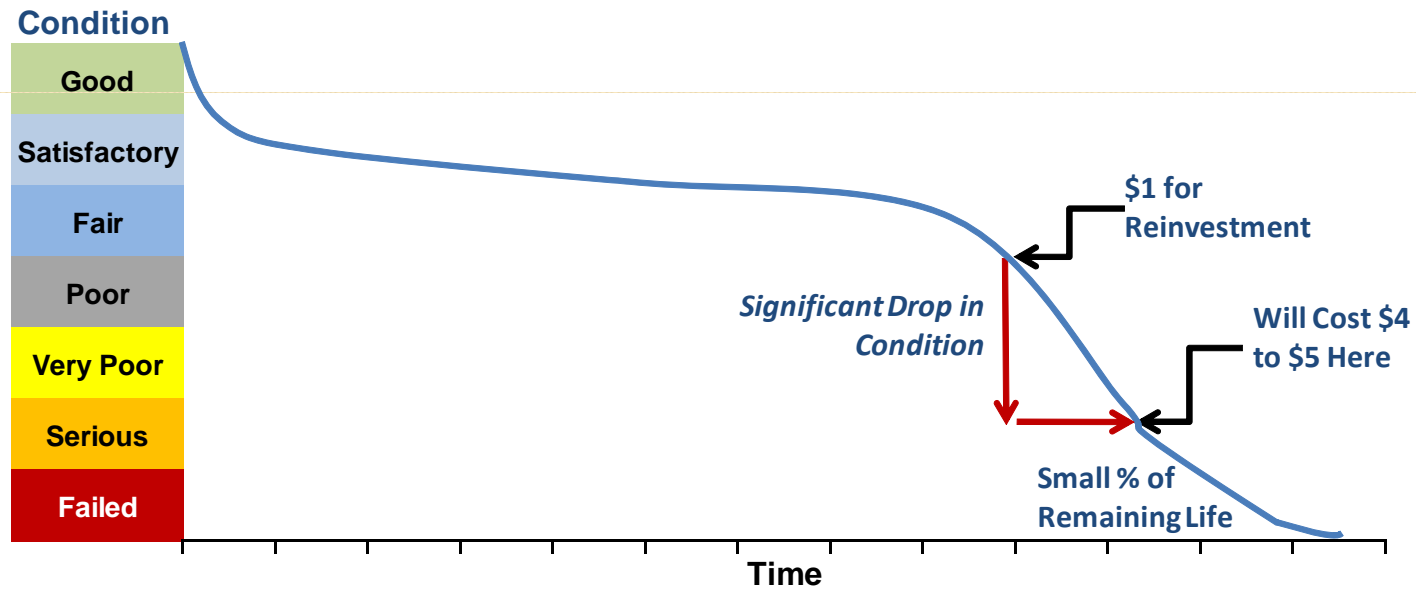
(Assumes Minimal Funding of Maintenance)




Life Cycle Requirements



Impact of Deferring Reinvestment



Life Cycle Requirements





Impacts to Reinvestment in School

(Not included in 2% deterioration rate)

- ***Education Program Changes***
- ***Space Requirements***
- ***Technology Requirements***
- ***Student Enrollment Changes***

Education Program Space
Standards



BIA Strategic Plan



Sixty-Four Locations Considered in Poor Condition



- ***There are approximately 500 buildings that are used for education.***
- ***The average weighted age of the buildings is 136 years.***



APPLIED MANAGEMENT ENGINEERING, INC.
PROVIDES SOLUTIONS TO YOUR FACILITY NEEDS

Questions

