



Indian Affairs-OFMC

Office of Facilities Management and Construction

1011 Indian School RD NW
Albuquerque, NM 87104

Division of Planning & Programming
Division of Design & Construction
Division of Operation & Maintenance
Branch of Special Programs

Deputy Director: Emerson Eskeets

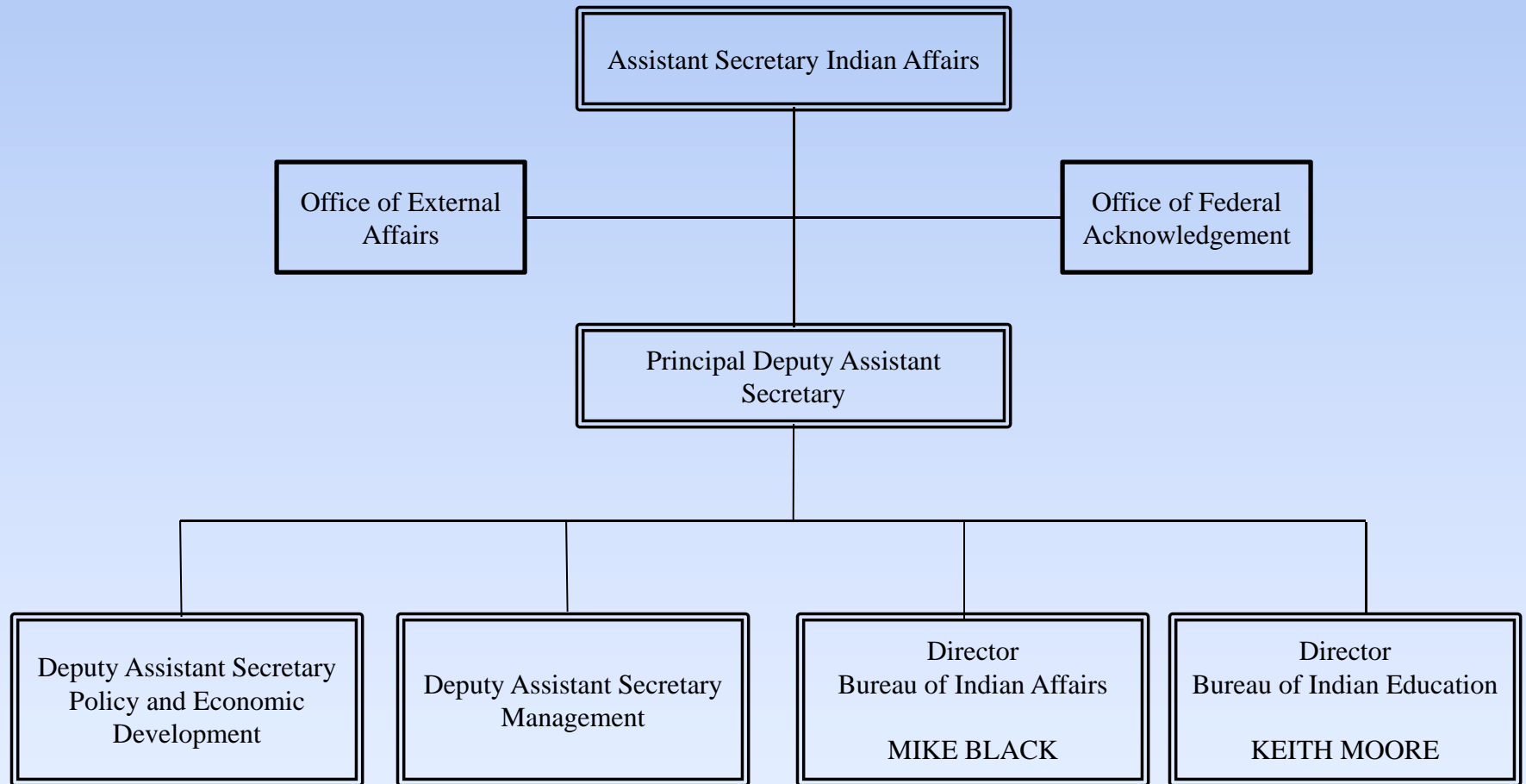
IA & BIE's Organizational Chart
Education Construction Funding Process
Operation & Maintenance Funding Process
OFMC Programs



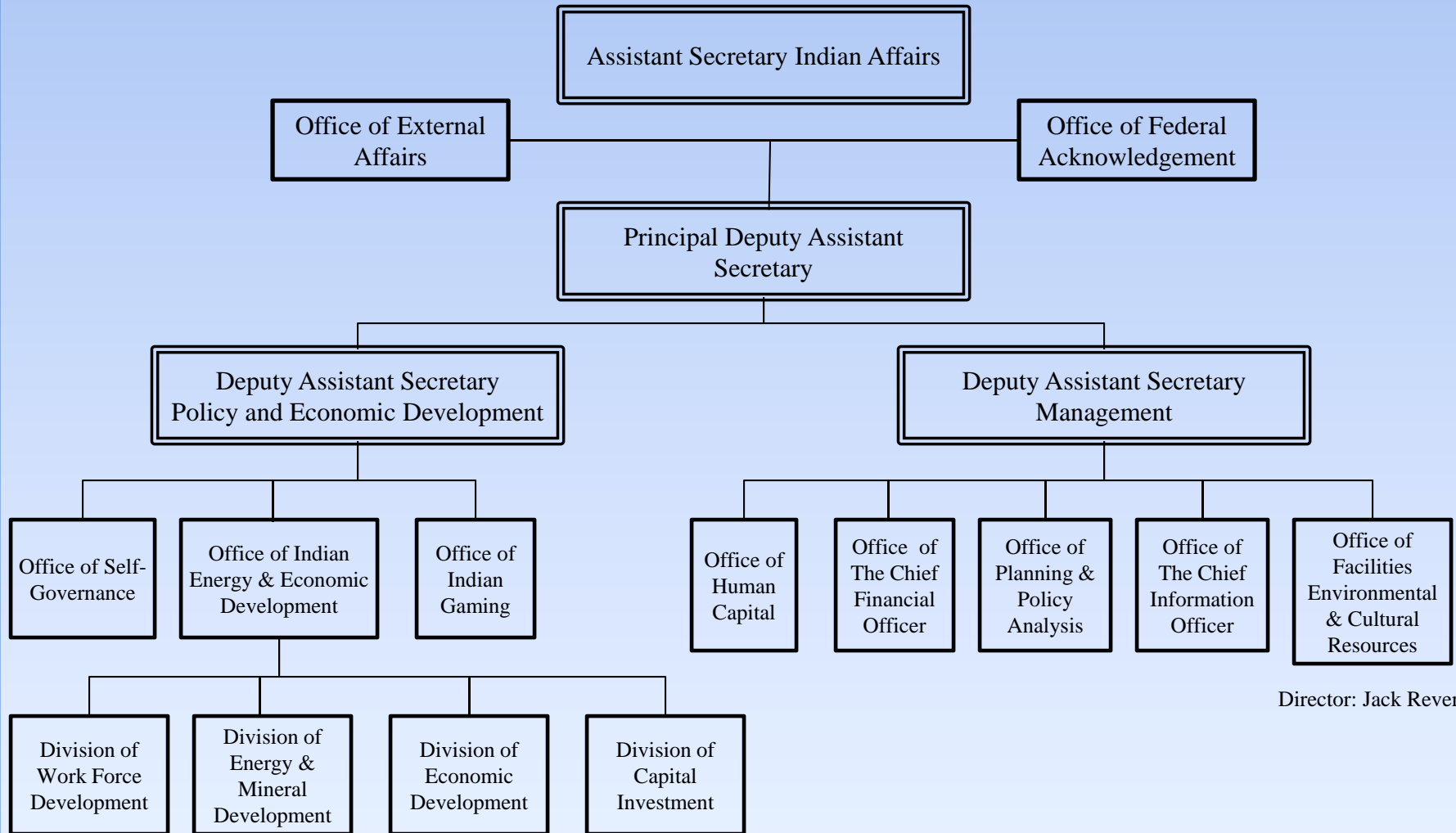
IA and BIE's Organization Structure



IA Organization



IA Organization

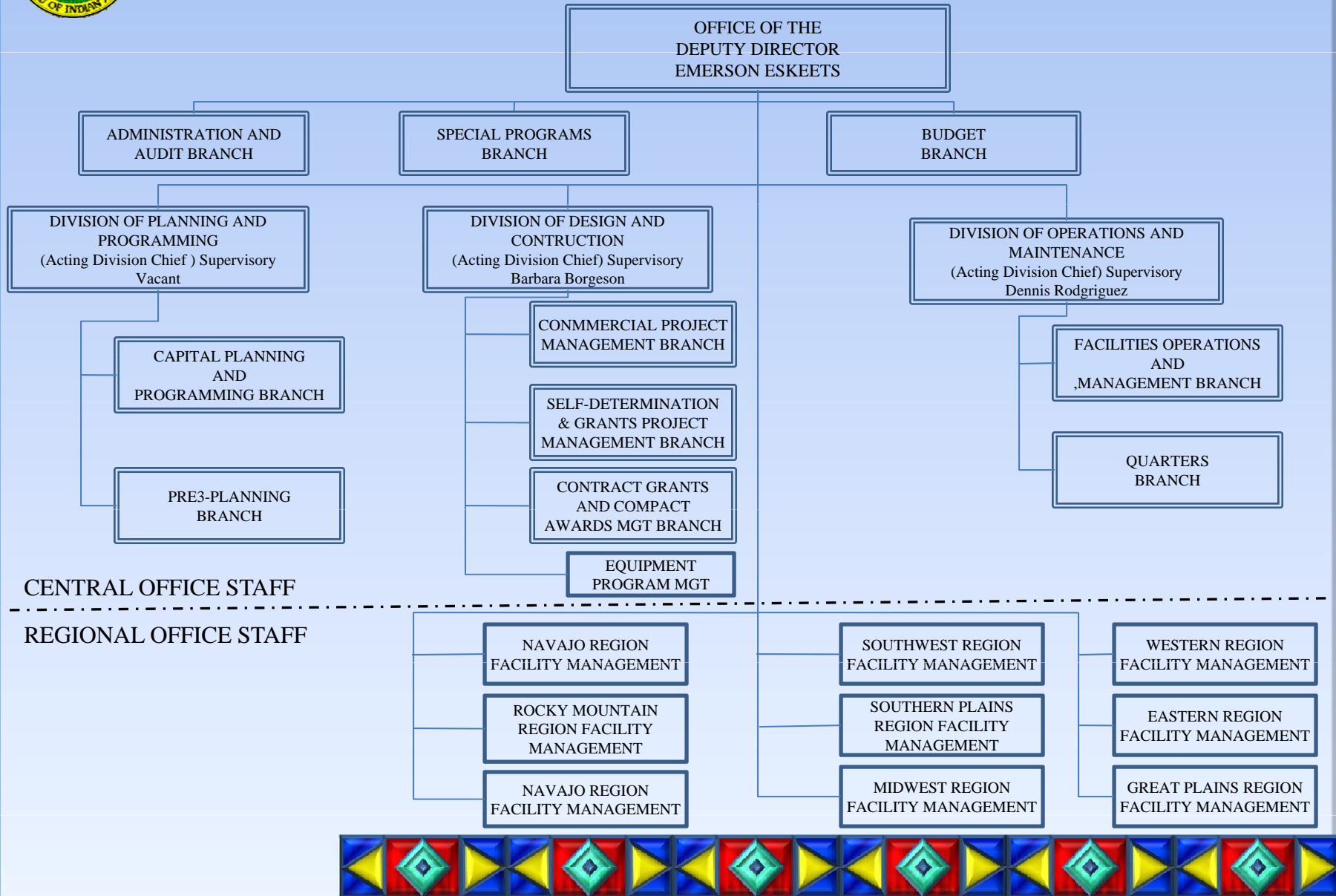


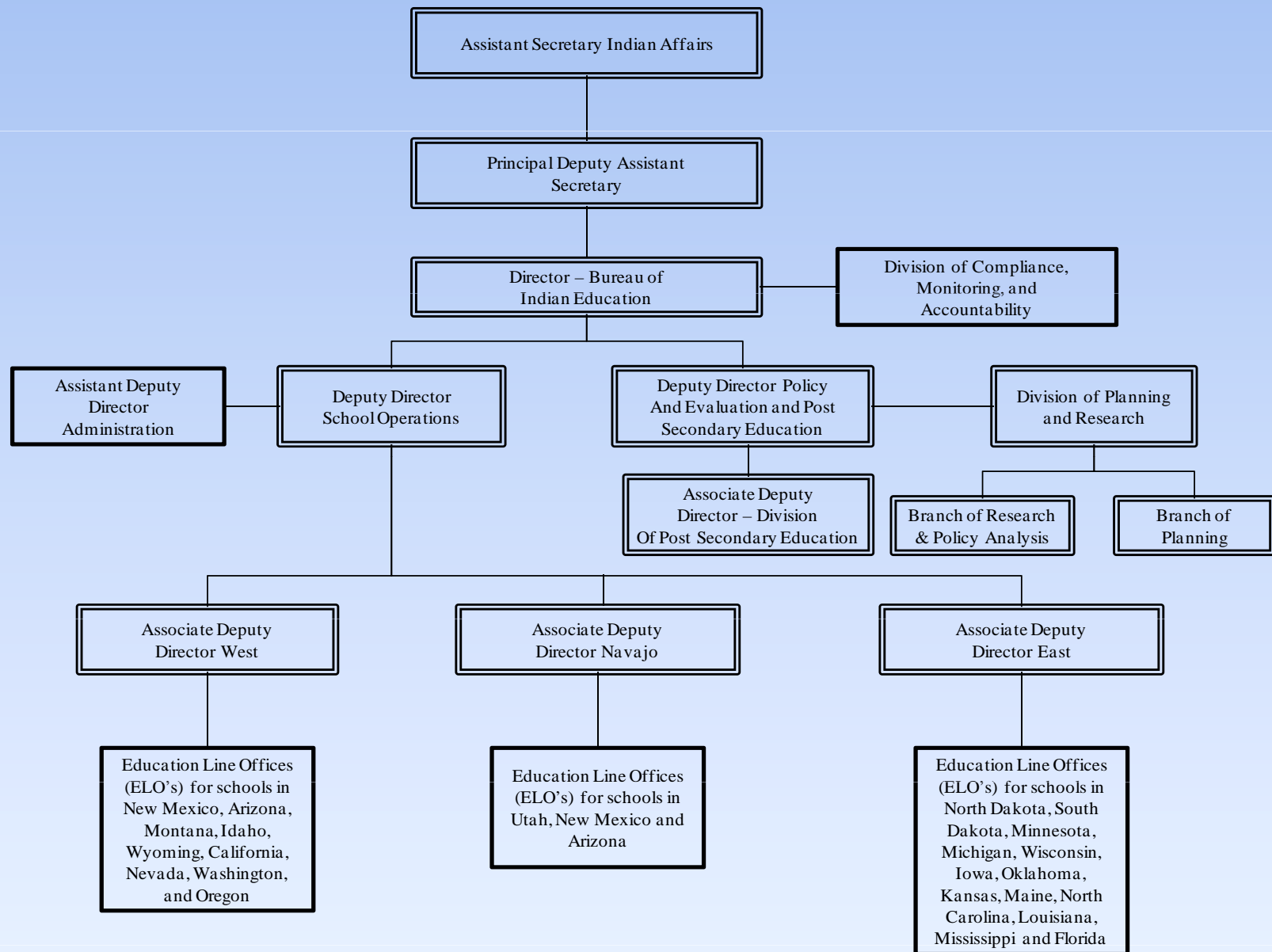
Director: Jack Rever



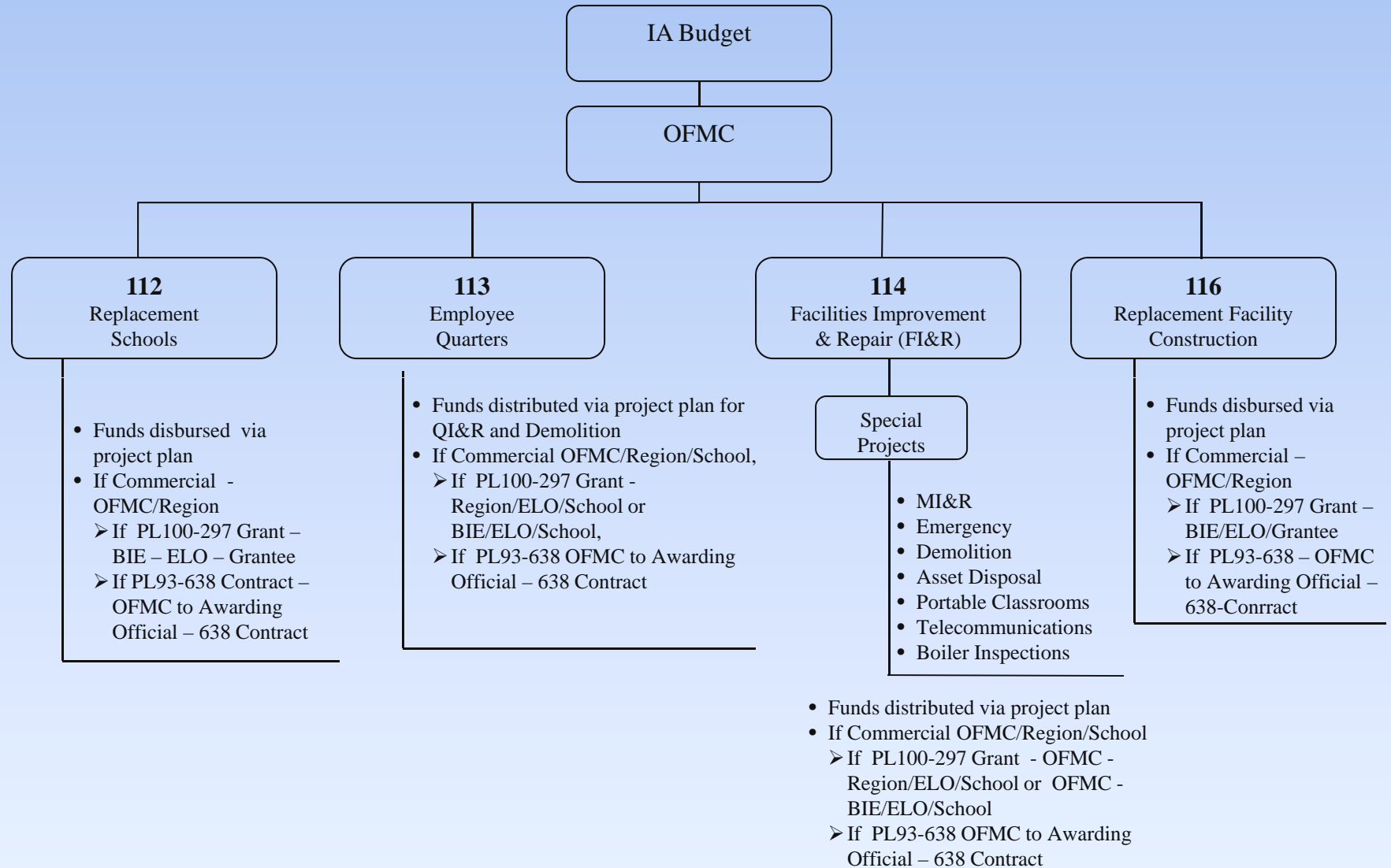


OFFICE OF FACILITIES MANAGEMENT AND CONSTRUCTION





Education Construction Funding Allocation



OFMC Budget Categories

Education Programs

- Advanced Planning and Design
- Replacement School Construction
- Replacement Facility Construction
- Facilities Improvement and Repair Construction
 - Major Improvement and Repair Projects
 - Condition Assessments
 - Demolition/Excess Space
 - Energy Projects



OFMC Budget Categories

Education Programs (continued)

- Facilities Improvement and Repair Construction
(continued)
 - Portables
 - Minor Improvement and Repair Construction
 - Emergency Repairs
 - Telecommunications
 - Boiler Repair
- Employee Housing
 - New, Repair, Demolition
- Telecommunication Improvement and Repair

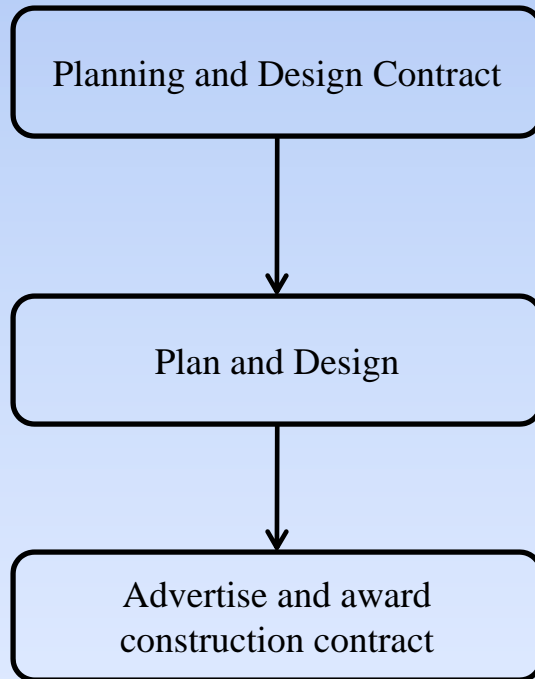


Education Construction Project Funding

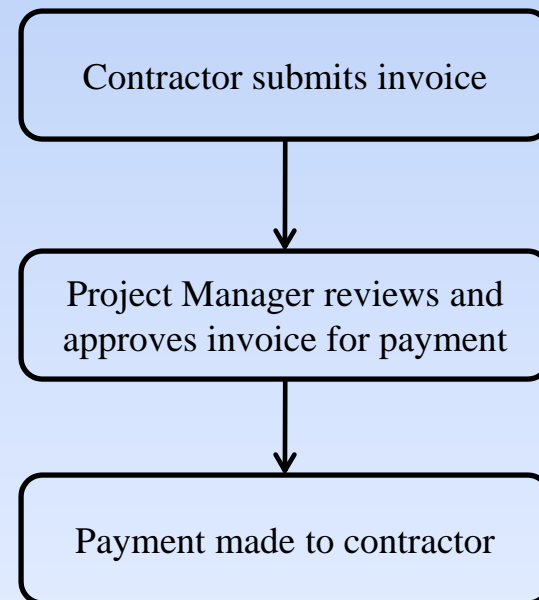
Indian Affairs				
Education Construction Project Funding FY 2001 - FY 2012				
Fiscal Year	Replacement Schools	Replacement Facility Construction	FI&R Project Funding	Total Education Project Funding FY 2001 to FY 2012
FY 2001	\$141,237,000		\$48,962,000	\$190,199,000
FY 2002	\$127,800,000		\$61,088,000	\$188,888,000
FY 2003	\$126,880,000		\$59,100,000	\$185,980,000
FY 2004	\$145,538,000		\$48,873,000	\$194,411,000
FY 2005	\$117,803,000		\$37,021,000	\$154,824,000
FY 2006	\$64,530,000		\$50,474,160	\$115,004,160
FY 2007	\$83,891,000	\$26,873,000	\$4,670,000	\$115,434,000
FY 2008	\$47,299,612	\$9,747,677	\$7,266,711	\$64,314,000
FY 2009	\$22,405,000	\$17,013,000	\$0	\$39,418,000
FY 2009-ARRA	\$153,302,738	\$0	\$91,012,051	\$244,314,789
FY 2010	\$5,964,000	\$17,013,000	\$6,570,000	\$29,547,000
FY 2011	\$5,755,000	\$8,085,000	\$2,200,000	\$16,040,000
FY 2012	\$0	\$0	\$0	\$0
Grand Total	\$1,042,405,350	\$78,731,677	\$417,236,922	\$1,538,373,949



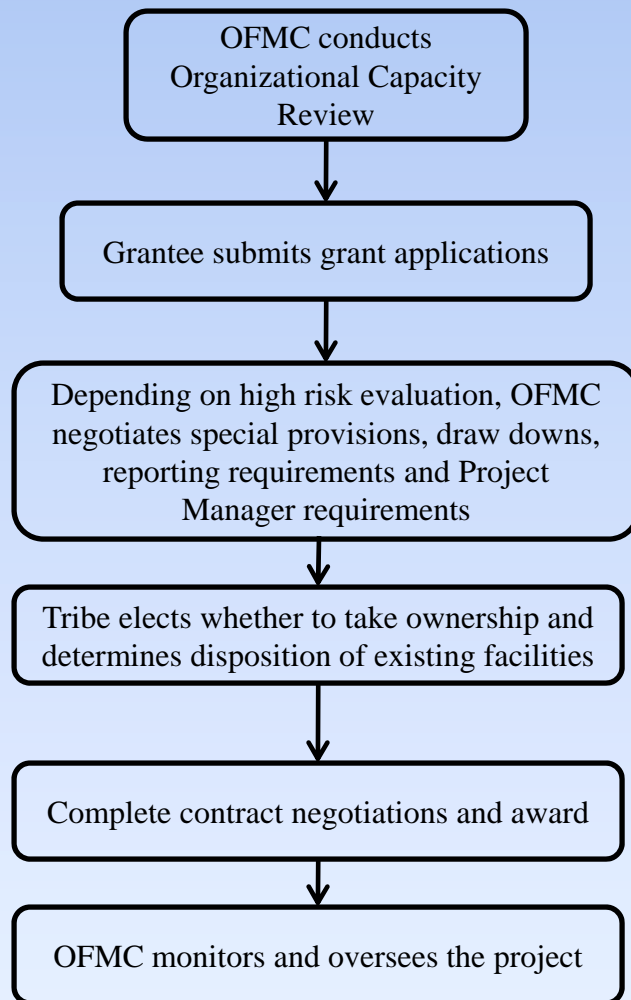
Process Flow for Commercial Contract



Funds Management @ OFMC or Region



Process Flow for P.L. 100-297 (Grant)



Funds Management Major Projects

OFMC Grant Specialist prepares award documents for Grant Officer signature, including special provisions for fund draw-downs

OFMC issues funds to Director, BIE

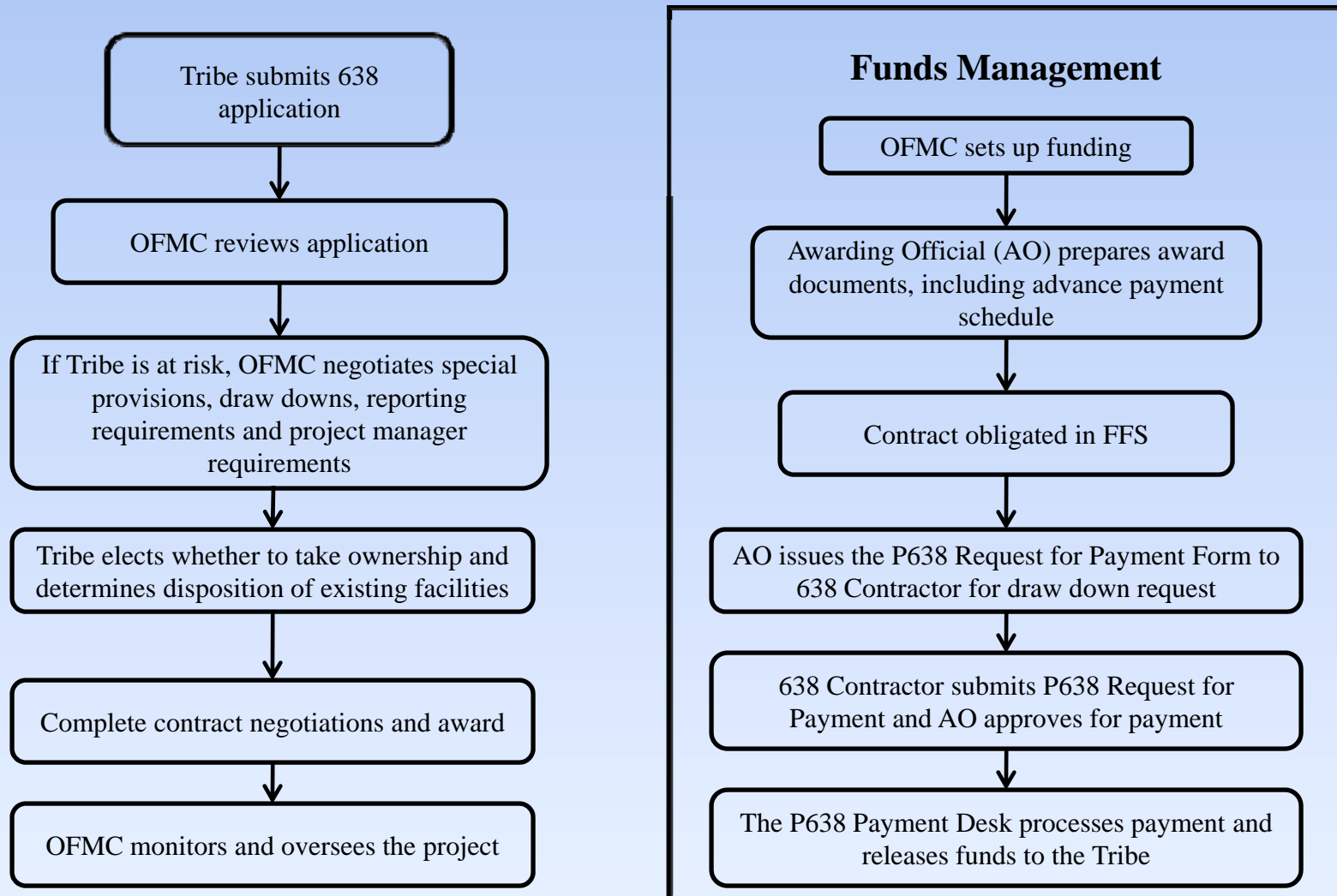
Director BIE sends funds to Education Line Officer

Grants Officer awards Grant Amendment to Grantee

ELO releases funds to Grantee in accordance with the Grant Amendment special provisions upon notification from Grant Officer



Process Flow for P.L. 93-638 (Contract)



*These steps are followed for planning, design, and construction for P.L. 93-638

Education Operation & Maintenance Funding Process

BIE

OFMC

Step 1A

Operations Funding Allocated to BIE. BIE – Dr. Herrin – provides allocated operations funding amount to OFMC for Formula Run

Step 2A

Beginning FY 2011 BIE gets both Operations and Maintenance

Step 3A

OFMC Division of O&M prepares O&M Formula Run for O&M Funding per school location

Step 5A

BIE/Dr. Herrin distributes O&M Funding to all school locations

Step 4A

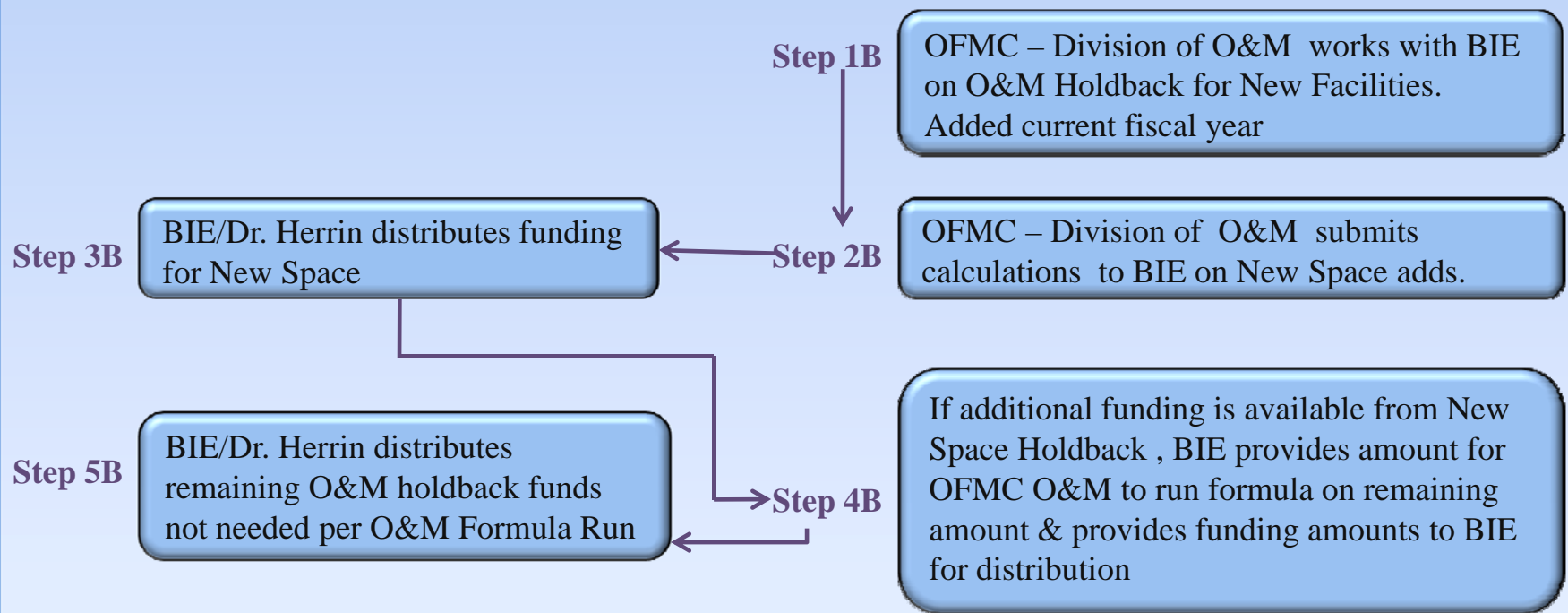
OFMC – Division of O&M provides Formula Run distribution to BIE/Dr. Herrin



Education Operation & Maintenance Funding Process

BIE

OFMC



Education

Operations & Maintenance Needs vs Funding

Operations & Maintenance Need vs Funding FY 2006 thru FY 2010					
Fiscal Year	Funded SF	Operations Need	Operations Funded	Operations Constrained	% Constrained
2006	16,022,204	\$91,931,905	\$52,268,045	\$39,663,860	43.14%
2007	16,422,290	\$99,157,997	\$55,692,545	\$43,465,452	43.83%
2008	16,339,267	\$100,968,099	\$54,720,628	\$46,247,471	45.80%
2009	16,621,855	\$106,313,052	\$54,353,705	\$51,959,347	48.87%
2010	16,411,775	\$106,955,142	\$51,092,600	\$55,862,542	52.23%
Fiscal Year	Funded SF	Maintenance Need	Maintenance Funded	Maintenance Constrained	% Maintenance Funding above need
2006	16,022,204	\$42,544,509	\$48,053,510	\$0	13%
2007	16,422,290	\$44,779,949	\$50,019,363	\$0	11%
2008	16,339,267	\$44,317,070	\$50,295,266	\$0	13%
2009	16,621,855	\$45,302,029	\$48,717,022	\$0	7%
2010	16,411,775	\$46,259,490	\$51,141,560	\$0	11%



OFMC Programs

Division of Planning and Programming

- Capital Commitment Budget
- Five-Year Project Planning
- Long-Range Master Planning
- CIPC Project Monitoring/Reporting
- CIP Capitalization



OFMC Programs

Division of Planning and Programming

- Site Selection
 - Archeological and Environmental Assessments
 - Infrastructure Assessments for Water, Sewer and Electrical
- Enrollment Projection
 - Sum of Least Squares Method
- Program of Requirements
 - BIE Space Guidelines or State Requirements
 - Education Specifications



OFMC Programs

Division of Design and Construction

- Bid/Advertise/Award
- Construction Administration and Inspection Services
- Construction
 - Final Inspection/Certificate of Occupancy
- Occupancy
 - Building Commissioning
 - Building System Training
 - Warranty Period



OFMC Programs

Division of Design and Construction

- Sustainable Design Services (LEED)
- Building Commissioning Services, 3rd Party
- Architectural Design Deliverables
 - Conceptual Design
 - Schematic Design/Value Engineering
 - Design Development
 - Construction Document Preparation
 - Construction Project Management
 - Prepare Design Standards



OFMC Programs

Division of Operations and Maintenance

- Warranty Period Oversight
 - Post Construction
- Maintainability Plan Reviews
 - Pre-Construction
- Asset Inventory Management
 - FRPP Reconciliation
 - FMIS Asset Approvals
- Facilities O&M Allocations for BIA
- Recommend Facility O&M Allocations for BIE



OFMC Programs

Division of Operations and Maintenance

- Excess Space Management
 - Demolition, Transfer
- Energy Management
 - Usage Reporting
 - New Initiatives Oversight

