



# American Recovery and Reinvestment Act (ARRA)



## INDIAN AFFAIRS

May 6, 2010




# Status of ARRA Resources at Indian Affairs



To-date, IA received \$828 million in Recovery Act funds.

- **\$500 million appropriated directly to IA:**
  - \$39.6 million in Operation of Indian Programs **(78% obligated)**
  - \$427.5 million in Construction **(69% obligated)**
  - \$9.5 million in Loan Guaranty Program **(31% obligated)**
  - \$23.4 million in ARRA Administration **(40% obligated)**






# Status of ARRA Resources at Indian Affairs



To-date, IA received \$828 million in Recovery Act funds...

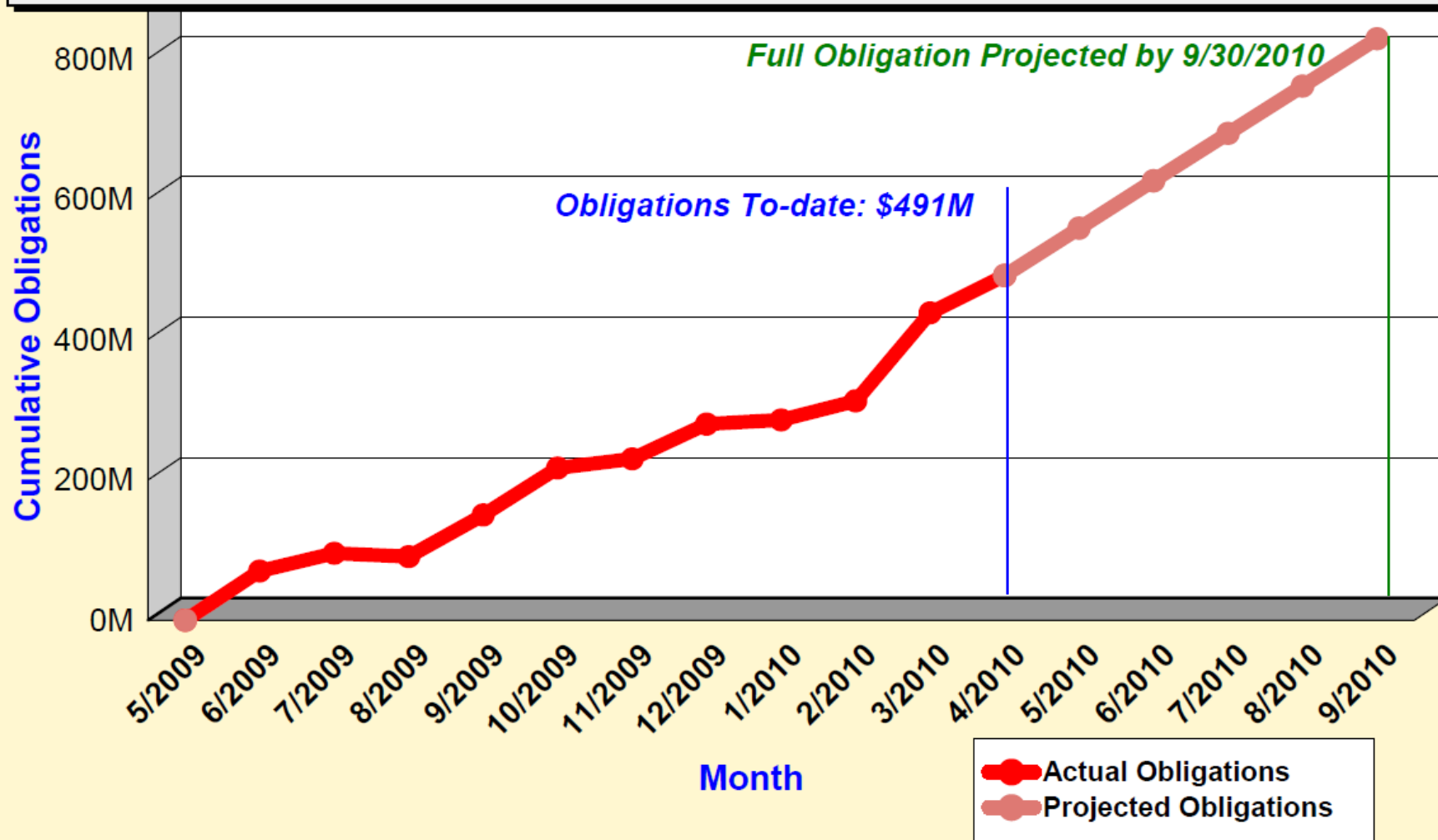
- **\$328 million transferred from other Federal agencies:**
  - \$225.0 million from Dept. of Transportation - IRR **(41% obligated)**
  - \$1.5 million from Dept. of Transportation – 477 **(0% obligated)**
  - \$78.9 million from Dept. of Education **(48% obligated)**
  - \$11.4 million from Dept. of Health & Human Svces **(84% obligated)**
  - \$5.8 million from Dept. of Labor **(99% obligated)**
  - \$5.9 million from Bureau of Land Management **(100% obligated)**

(Today on Time Scale = 74%)



# Indian Affairs Cumulative ARRA Obligations by Month

(Dollars in Millions)





# Recovery Act



- Operations of Indian Programs: \$39.6M
- Housing Improvement Program: \$19.6M
- Workforce Training: \$ 6.7M
- Construction OJT Training in  
Deferred Maintenance: \$13.3M
- Administrative Cost Cap: \$ 5.0M



# Housing Improvement Program (HIP)





# Housing Improvement Program Project Selection Criteria



- **Tribal Reservations selected based on:**
  - High number of HIP eligible applicants
  - Extremely high unemployment on reservation
    - Recipient Tribes average 70% unemployment
  - Capacity to meet the aggressive hiring & construction timeframes required by the Act.
- **Objectives:**
  - Improve living conditions of eligible Indian people
  - Create & maintain jobs in Indian communities



# HIP Projects

- **15 tribes located in 10 States**
- **188 new homes**
- **Homes will:**
  - Meet State Standard Conditions for geographic locations
  - Meet or exceed State specific weatherization codes
  - Be furnished with Energy Star appliances
    - 15% more energy efficient than homes built in 2004
- **Renewable energy projects**
  - 5 homes built with compressed earth block bricks
  - 3 reservations – 30 homes: Geothermal ground loop technology





# Workforce Training in Action





# Workforce Formal Training Programs



**Training in Skilled Construction trades:        \$6.7M**

- Intensive training programs
- Focus on unemployed and underemployed
- Skills for life-long careers in well-paying jobs



# Workforce Training - ARRA



- **11 Projects in a variety of areas:**
  - Plumbers and Pipefitters (welding)
  - Carpentry & electricians
  - Energy Auditing
  - Construction retrofitting
  - Light Commercial construction training
  - Business development & financial skills (bookkeeping)

**Expect to train approximately 500+ students**



# **Construction Workforce On-the-Job Training**



**Construction Workforce OJT in Maintenance: \$13.3M**

**-Immediately Hire Unemployed to Provide Maintenance for:**

**Tribal Support Facilities (agencies)**

**Detention Centers**

**Employee Housing**

**-Training while On-The-Job for Unemployed & Youth Hires**

**-Fund over next 18 months to provide sustained employment**

**-Projects: 22 Locations**

**-Expect ~450 individuals trained**



# Workforce Training Selection Criteria



Projects selected based on:

- **Workforce Training:**

- Based on readiness to start
- Availability of matching funds for materials & tools
- Opportunities to continue working in the labor force on subsequent projects

- **Construction Workforce OJT:**

- 1<sup>st</sup>: prorated portion of total available funding by Region based on total square feet supported by O&M funding
- 2<sup>nd</sup>: Regional facilities program prioritized individual local projects using established ranking criteria



# Recovery Act



## Construction :\$450 million

- Road Maintenance: \$142.5M
- School Replacement: \$134.6M
- School Improvement & Repair: \$143.1M
- Detention Ctr Maint. & Repair: \$ 7.3M
- Administrative Cost Cap: \$ 22.5M





# Road Maintenance



**Roads**

**Bridges**





# Road Maintenance



- \$142.5M
- Maintenance & repair of BIA roads/bridges
- Create and sustain jobs on Indian Reservations
- Improve condition roads
  - From fair – to good & excellent





# Selection Criteria



## Two parts:

- **50%:** Allocated based on historical distribution of road maintenance funding under existing TPA account
- **50%:** Allocated based on % of miles of roads in fair condition (as defined by DOI)
  - These will benefit the most from this work by extending the useful life of these roads.



# Road Maintenance



- 541 projects on over 300 reservations
- Miles of roads affected: 27,530 miles
- Number of bridges affected: 940 bridges



# Construction





# Construction



- School Replacement (5 projects): \$134.6M
- School Major I&R (14 projects) : \$ 97.9M
- School Minor I&R: \$ 45.2M
- Detention Ctr Major I&R (5 projects): \$ 7.3M



# Selection Criteria

- **School Replacement:** Next schools on the list
- **School Major I&R:** Prioritized by FCI
- **School Minor I&R:**
  - Health & Safety
  - Code Compliance to improve facility security
  - Restore damaged, broken or worn-out asset
  - Renovation to restore/extend life of asset
  - Energy Efficiency
  - Demolition of exiting space
- **Detention Center Maintenance and Repairs:**  
Prioritized by FCI; addressing same items as above



# Replacement Schools



## **Rough Rock - K-12**

Replacement School - 559 Students including 266 Boarding Students

## **Crow Creek Tribal School – K-12**

Replace Three Schools With One

## **Complete 2 school campuses:**

Pueblo Pintado Dormitory

Ojibwa Indian School – bus garage

## **Kaibeto Boarding School – Phase 1**

Construct K-8 School



# School Improvement & Repairs



- **Major Improvement & Repair**
  - 14 projects in 6 states
- **Minor Improvement and Repair**
  - 12 Sewer/Water Distributions systems
  - 38 Energy
  - 24 Roof Projects including Solar Panels
  - HVAC, Boilers, Windows, Lighting
  - 11 Security in Schools
  - 13 Site/ADA
  - 15 Land Mobile Radio (Telecommunications)
  - 10 Locations: Employee Housing Improvement & Repair including Energy Savings





# Detention Centers



- **Detention Centers Major Improvement & Repair**  
**5 Projects**

- Rosebud
- Turtle Mountain
- Hopi
- Walter Minor
- Fort Belknap





# Recovery Act



- Indian Guaranteed Loan Program: \$10M
- Subsidies: \$9.5M
- Administrative Cost Cap: \$0.5M



# Loans & Economic Development





# Loan Guaranty Program



## Indian-Owned Business Development

- \$9.5M in Stimulus = ~ \$123M in guaranteed loans
- ~37 Loans (projects) estimated
- Prioritized for businesses that create jobs on reservations